

*Liberty Mutual exists to help people embrace today and confidently pursue tomorrow.*

## Key facts

Since our founding in 1912, Liberty Mutual has grown to become the world's eighth largest<sup>1</sup> global property and casualty insurance company and the fifth largest<sup>2</sup> in the US

- Mutual holding company structure
- Omni-channel distribution capabilities
- Operations in 29 countries and economies
- 45,000+ employees worldwide
- \$165.2B of assets & \$49.4B of revenues in 2023
- 86<sup>th</sup> on Fortune 500 list based on 2022 revenue
- 2<sup>nd</sup> in US surety<sup>2</sup>
- 4<sup>th</sup> largest commercial lines writer in the US<sup>2</sup>
- 6<sup>th</sup> largest personal lines writer in the US<sup>2</sup>
- 9<sup>th</sup> largest surplus lines carrier in the US<sup>2</sup>

## Our businesses

Liberty Mutual substantially conducts its business through two business units:

**US Retail Markets (USRM):** consists of Personal Lines and Business Lines providing property and casualty insurance coverage to individuals and small commercial customers in the United States.

**Global Risk Solutions (GRS):** offers a wide array of property, casualty, automobile, specialty, life and health and reinsurance products distributed through multiple channels globally.

Internally, **Liberty Mutual Investments** is the group that oversees and manages our investment portfolio.

### US Retail Markets

*Personal & Small Commercial*

Personal Lines

Business Lines

### Global Risk Solutions

*Commercial, Specialty, Reinsurance, & Personal*

North America

Liberty Specialty Markets

Liberty Mutual Reinsurance

Asia Retail Markets

Global Surety

Other GRS

### Liberty Mutual Investments

Manages Liberty Mutual's global investable financial assets

## Financial strength ratings

	AM Best	Moody's	S&P
<b>Financial Strength Rating</b>	A	A2	A
<b>Outlook</b>	Stable	Stable	Stable

<sup>1</sup> Based on 2023 gross written premium, excluding state owned companies.

<sup>2</sup> Based on 2023 direct written premium



# Global footprint

Liberty Mutual operates in 29 countries and economies around the globe.

## Americas

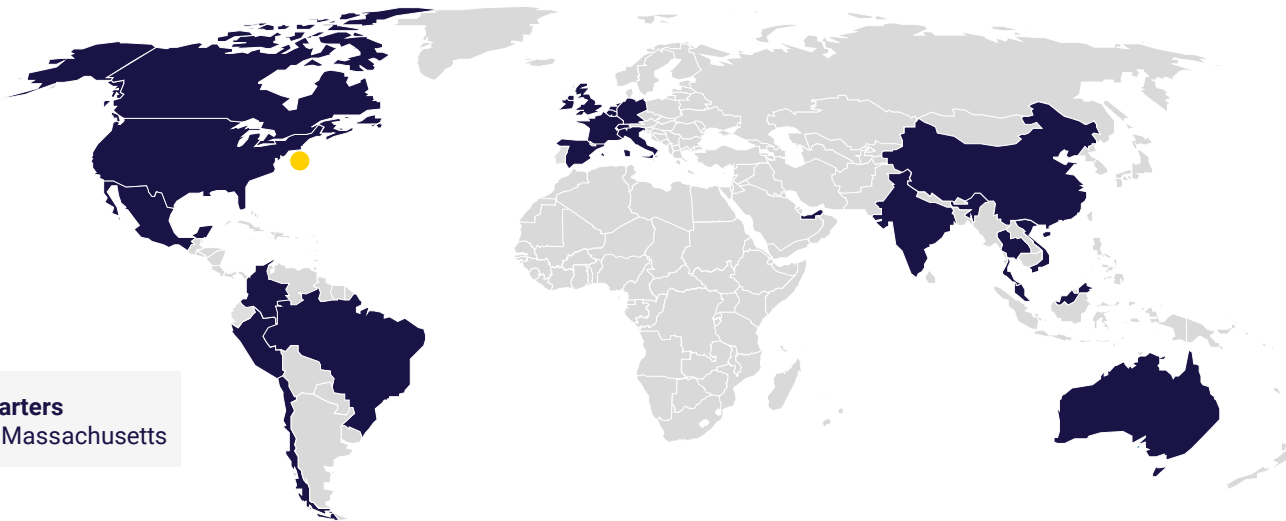
US (HQ), Bermuda, Brazil, Canada, Chile, Colombia, Mexico, Peru

## Europe

Belgium, France, Germany, Ireland, Italy, Luxembourg, Netherlands, Norway, Spain, Sweden, Switzerland, U.K.

## Asia/Pacific

Australia, China, Hong Kong, India, Malaysia, Singapore, Thailand, UAE, Vietnam



**● Headquarters**  
Boston, Massachusetts

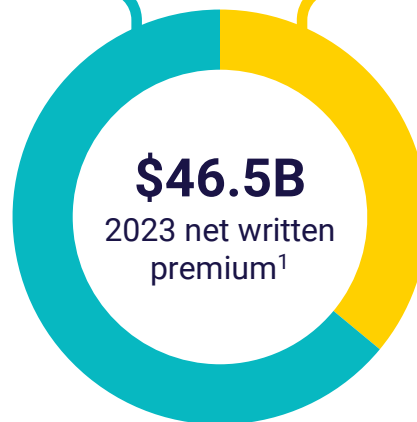
## Business mix

**US Retail Markets**  
**\$29.9B** 2023 net written premium

- 43% Private passenger auto
- 32% Homeowners
- 25% Small commercial and other

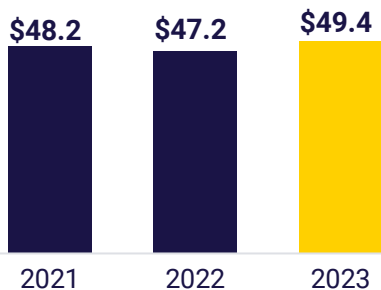
**Global Risk Solutions**  
**\$16.8B** 2023 net written premium

- 24% Specialty insurance
- 17% Reinsurance
- 13% Commercial property
- 11% Casualty
- 9% Surety
- 8% Workers compensation
- 6% Private Passenger Auto
- 12% Other

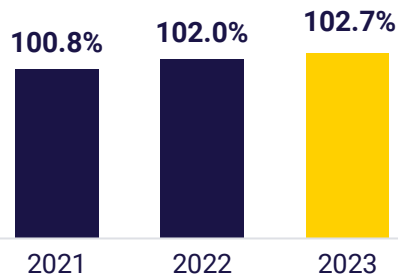


## Financial highlights

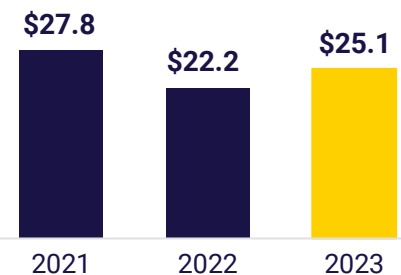
### Revenue (\$B)



### Combined Ratio



### Equity (\$B)



Please visit the [Investor Relations](#) section of our website to find more information on our financial results.

<sup>1</sup>2023 consolidated net written premium includes (\$177) million of "Corporate and Other" not represented in the pie chart or business detail.

