ANNUAL STATEMENT

OF THE

SAN DIEGO INSURANCE COMPANY

of SAN DIEGO

in the state of CALIFORNIA

TO THE

Insurance Department

OF THE

FOR THE YEAR ENDED

December 31, 2008

PROPERTY AND CASUALTY

2008

10837200820100010

ANNUAL STATEMENT

For the Year Ended December 31, 2008

OF THE CONDITION AND AFFAIRS OF THE

San Diego Insurance Company

NAIC Group Code 0111 (Current Period) 0111 (Prior Period) **NAIC Company Code** 10837 **Employer's ID Number** 33-0763208

Organized under the Laws of California, **State of Domicile or Port of Entry** California

Country of Domicile United States of America

Incorporated/Organized: July 19, 1997 **Commenced Business:** August 22, 1997

Statutory Home Office: 525 B Street (Street and Number), San Diego, CA 92101 (City or Town, State and Zip Code)

Main Administrative Office: 525 B Street (Street and Number)

San Diego, CA 92101 (City or Town, State and Zip Code) 619-744-6000 (Area Code) (Telephone Number)

Mail Address: 175 Berkeley Street (Street and Number or P.O. Box), Boston, MA 02116 (City or Town, State and Zip Code)

Primary Location of Books and Records: 175 Berkeley Street (Street and Number) Boston, MA 02116 (City or Town, State and Zip Code) 617-357-9500 (Area Code) (Telephone Number)

Internet Website Address: www.LibertyMutualAgencyMarkets.com

Statutory Statement Contact: Joanne Connolly (Name) 617-357-9500 x44393 (Area Code) (Telephone Number) (Extension)

Joanne.Connolly@LibertyMutual.com (E-Mail Address) 617-574-5955 (Fax Number)

OFFICERS

Chairman of the Board

Gary Richard Gregg

	Name	Title
1.	Gary Richard Gregg	President and Chief Executive Officer
2.	Dexter Robert Legg #	Secretary
3.	Michael Joseph Fallon #	Treasurer and Chief Financial Officer

VICE-PRESIDENTS

Name	Title	Name	Title
Anthony Alexander Fontanes	EVP and Chief Investment Officer	Joseph Anthony Gilles	Executive Vice President
Scott Rhodes Goodby	EVP and Chief Operating Officer		

DIRECTORS OR TRUSTEES

Michael Joseph Fallon #	John Derek Doyle	Joseph Anthony Gilles	Scott Rhodes Goodby
Gary Richard Gregg	Christopher Charles Mansfield		

State of Massachusetts

County of Suffolk ss

The officers of this reporting entity being duly sworn, each depose and say that they are the described officers of said reporting entity, and that on the reporting period stated above, all of the herein described assets were the absolute property of the said reporting entity, free and clear from any liens or claims thereon, except as herein stated, and that this statement, together with related exhibits, schedules and explanations therein contained, annexed or referred to, is a full and true statement of all the assets and liabilities and of the condition and affairs of the said reporting entity as of the reporting period stated above, and of its income and deductions therefrom for the period ended, and have been completed in accordance with the NAIC Annual Statement Instructions and Accounting Practices and Procedures manual except to the extent that: (1) state law may differ; or, (2) that state rules or regulations require differences in reporting not related to accounting practices and procedures, according to the best of their information, knowledge and belief, respectively. Furthermore, the scope of this attestation by the described officers also includes the related corresponding electronic filing with the NAIC, when required, that is an exact copy (except for formatting differences due to electronic filing) of the enclosed statement. The electronic filing may be requested by various regulators in lieu of or in addition to the enclosed statement.

(Signature)	(Signature)	(Signature)
Gary Richard Gregg	Dexter Robert Legg #	Michael Joseph Fallon #
(Printed Name)	(Printed Name)	(Printed Name)
1.	2.	3.
President and Chief Executive Officer	Secretary	Treasurer and Chief Financial Officer
(Title)	(Title)	(Title)

Subscribed and sworn to before me this 2nd day of February, 2009

a. Is this an original filing? [X] Yes [ ] No

b. If no: 1. State the amendment number

2. Date filed

3. Number of pages attached

ASSETS

	Current Year 1 Assets	2 Nonadmitted Assets	3 Net Admitted Assets (Cols. 1 - 2)	Prior Year 4 Net Admitted Assets
1. Bonds (Schedule D)	36,507,241		36,507,241	56,747,084
2. Stocks (Schedule D):				
2.1 Preferred stocks				
2.2 Common stocks				
3. Mortgage loans on real estate (Schedule B):				
3.1 First liens				
3.2 Other than first liens				
4. Real estate (Schedule A):				
4.1 Properties occupied by the company (less $ 0 encumbrances)				
4.2 Properties held for the production of income (less $ 0 encumbrances)				
4.3 Properties held for sale (less $ 0 encumbrances)				
5. Cash ($ 729,303, Schedule E - Part 1), cash equivalents ($ 1,895,394, Schedule E - Part 2), and short-term investments ($ 35,488,279, Schedule DA)	38,112,976		38,112,976	12,858,781
6. Contract loans (including $ 0 premium notes)				
7. Other invested assets (Schedule BA)				
8. Receivables for securities				5,318
9. Aggregate write-ins for invested assets				
10. Subtotals, cash and invested assets (Lines 1 to 9)	74,620,217		74,620,217	69,611,183
11. Title plants less $ 0 charged off (for Title insurers only)				
12. Investment income due and accrued	482,904		482,904	641,668
13. Premiums and considerations:				
13.1 Uncollected premiums and agents' balances in the course of collection				
13.2 Deferred premiums, agents' balances and installments booked but deferred and not yet due (including $ 0 earned but unbilled premiums)				
13.3 Accrued retrospective premiums				
14. Reinsurance:				
14.1 Amounts recoverable from reinsurers				
14.2 Funds held by or deposited with reinsured companies				
14.3 Other amounts receivable under reinsurance contracts				
15. Amounts receivable relating to uninsured plans				
16.1 Current federal and foreign income tax recoverable and interest thereon				
16.2 Net deferred tax asset	127,000	115,100	11,900	
17. Guaranty funds receivable or on deposit				
18. Electronic data processing equipment and software				
19. Furniture and equipment, including health care delivery assets ($ 0)				
20. Net adjustment in assets and liabilities due to foreign exchange rates				
21. Receivables from parent, subsidiaries and affiliates				
22. Health care ($ 0) and other amounts receivable				
23. Aggregate write-ins for other than invested assets				
24. Total assets excluding Separate Accounts, Segregated Accounts and Protected Cell Accounts (Lines 10 to 23)	75,230,121	115,100	75,115,021	70,252,851
25. From Separate Accounts, Segregated Accounts and Protected Cell Accounts				
26. Total (Lines 24 and 25)	75,230,121	115,100	75,115,021	70,252,851

DETAILS OF WRITE-IN LINES				
0901.				
0902.				
0903.				
0998. Summary of remaining write-ins for Line 09 from overflow page				
0999. Totals (Lines 0901 through 0903 plus 0998) (Line 09 above)				
2301.				
2302.				
2303.				
2398. Summary of remaining write-ins for Line 23 from overflow page				
2399. Totals (Lines 2301 through 2303 plus 2398) (Line 23 above)				

LIABILITIES, SURPLUS AND OTHER FUNDS

	1 Current Year	2 Prior Year
1. Losses (Part 2A, Line 35, Column 8)		
2. Reinsurance payable on paid losses and loss adjustment expenses		
3. Loss adjustment expenses (Part 2A, Line 35, Column 9)		
4. Commissions payable, contingent commissions and other similar charges		
5. Other expenses (excluding taxes, licenses and fees)		
6. Taxes, licenses and fees (excluding federal and foreign income taxes)		
7.1 Current federal and foreign income taxes (including $ 0 on realized capital gains (losses))	677,711	702,570
7.2 Net deferred tax liability		248,000
8. Borrowed money $ 0 and interest thereon $ 0		
9. Unearned premiums (Part 1A, Line 38, Column 5) (after deducting unearned premiums for ceded reinsurance of $ 0 and including warranty reserves of $ 0)		
10. Advance premium		
11. Dividends declared and unpaid:		
11.1 Stockholders		
11.2 Policyholders		
12. Ceded reinsurance premiums payable (net of ceding commissions)		
13. Funds held by company under reinsurance treaties (Schedule F, Part 3, Column 19)		
14. Amounts withheld or retained by company for account of others		
15. Remittances and items not allocated		
16. Provision for reinsurance (Schedule F, Part 7)		
17. Net adjustments in assets and liabilities due to foreign exchange rates		
18. Drafts outstanding		
19. Payable to parent, subsidiaries and affiliates	1,740,279	1,357,226
20. Payable for securities		
21. Liability for amounts held under uninsured plans		
22. Capital notes $ 0 and interest thereon $ 0		
23. Aggregate write-ins for liabilities	13,482,495	4,708,954
24. Total liabilities excluding protected cell liabilities (Lines 1 through 23)	15,900,485	7,016,750
25. Protected cell liabilities		
26. Total liabilities (Lines 24 and 25)	15,900,485	7,016,750
27. Aggregate write-ins for special surplus funds		
28. Common capital stock	2,600,000	2,600,000
29. Preferred capital stock		
30. Aggregate write-ins for other than special surplus funds		
31. Surplus notes		
32. Gross paid in and contributed surplus	52,800,000	52,800,000
33. Unassigned funds (surplus)	3,814,536	7,836,101
34. Less treasury stock, at cost:		
34.1 0 shares common (value included in Line 28 $ 0)		
34.2 0 shares preferred (value included in Line 29 $ 0)		
35. Surplus as regards policyholders (Lines 27 to 33, less 34) (Page 4, Line 39)	59,214,536	63,236,101
36. Totals (Page 2, Line 26, Col. 3)	75,115,021	70,252,851

DETAILS OF WRITE-IN LINES		
2301. Other liabilities	10,039	49,875
2302. Deposit liability	10,436,222	4,659,079
2303. Collateral held for securities loaned	3,036,234	
2398. Summary of remaining write-ins for Line 23 from overflow page		
2399. Totals (Lines 2301 through 2303 plus 2398) (Line 23 above)	13,482,495	4,708,954
2701.		
2702.		
2703.		
2798. Summary of remaining write-ins for Line 27 from overflow page		
2799. Totals (Lines 2701 through 2703 plus 2798) (Line 27 above)		
3001.		
3002.		
3003.		
3098. Summary of remaining write-ins for Line 30 from overflow page		
3099. Totals (Lines 3001 through 3003 plus 3098) (Line 30 above)		

STATEMENT OF INCOME

	1 Current Year	2 Prior Year
UNDERWRITING INCOME		
1. Premiums earned (Part 1, Line 35, Column 4)		
DEDUCTIONS:		
2. Losses incurred (Part 2, Line 35, Column 7)		
3. Loss adjustment expenses incurred (Part 3, Line 25, Column 1)		
4. Other underwriting expenses incurred (Part 3, Line 25, Column 2)	10,051	778
5. Aggregate write-ins for underwriting deductions		
6. Total underwriting deductions (Lines 2 through 5)	10,051	778
7. Net income of protected cells		
8. Net underwriting gain (loss) (Line 1 minus Line 6 plus Line 7)	(10,051)	(778)
INVESTMENT INCOME		
9. Net investment income earned (Exhibit of Net Investment Income, Line 17)	3,276,463	5,132,524
10. Net realized capital gains (losses) less capital gains tax of $ (1,378) (Exhibit of Capital Gains (Losses))	(2,560)	285,820
11. Net investment gain (loss) (Lines 9 + 10)	3,273,903	5,418,344
OTHER INCOME		
12. Net gain or (loss) from agents' or premium balances charged off (amount recovered $ 0 amount charged off $ 0)		
13. Finance and service charges not included in premiums		
14. Aggregate write-ins for miscellaneous income	135,471	(13,074)
15. Total other income (Lines 12 through 14)	135,471	(13,074)
16. Net income before dividends to policyholders, after capital gains tax and before all other federal and foreign income taxes (Lines 8 + 11 + 15)	3,399,323	5,404,492
17. Dividends to policyholders		
18. Net income, after dividends to policyholders, after capital gains tax and before all other federal and foreign income taxes (Line 16 minus Line 17)	3,399,323	5,404,492
19. Federal and foreign income taxes incurred	1,357,178	1,710,437
20. Net income (Line 18 minus Line 19) (to Line 22)	2,042,145	3,694,055
CAPITAL AND SURPLUS ACCOUNT		
21. Surplus as regards policyholders, December 31 prior year (Page 4, Line 39, Column 2)	63,236,101	59,786,046
22. Net income (from Line 20)	2,042,145	3,694,055
23. Net transfers (to) from Protected Cell accounts		
24. Change in net unrealized capital gains or (losses) less capital gains tax of $ 0		
25. Change in net unrealized foreign exchange capital gain (loss)		
26. Change in net deferred income tax	375,000	(244,000)
27. Change in nonadmitted assets (Exhibit of Nonadmitted Assets, Line 26, Col. 3)	(115,100)	
28. Change in provision for reinsurance (Page 3, Line 16, Column 2 minus Column 1)		
29. Change in surplus notes		
30. Surplus (contributed to) withdrawn from protected cells		
31. Cumulative effect of changes in accounting principles		
32. Capital changes:		
32.1 Paid in		
32.2 Transferred from surplus (Stock Dividend)		
32.3 Transferred to surplus		
33. Surplus adjustments:		
33.1 Paid in		
33.2 Transferred to capital (Stock Dividend)		
33.3 Transferred from capital		
34. Net remittances from or (to) Home Office		
35. Dividends to stockholders	(6,323,610)	
36. Change in treasury stock (Page 3, Lines 34.1 and 34.2, Column 2 minus Column 1)		
37. Aggregate write-ins for gains and losses in surplus		
38. Change in surplus as regards policyholders for the year (Lines 22 through 37)	(4,021,565)	3,450,055
39. Surplus as regards policyholders, as of December 31 current year (Lines 21 plus Line 38) (Page 3, Line 35)	59,214,536	63,236,101

DETAILS OF WRITE-IN LINES		
0501.		
0502.		
0503.		
0598. Summary of remaining write-ins for Line 05 from overflow page		
0599. Totals (Lines 0501 through 0503 plus 0598) (Line 05 above)		
1401. Other income / (expense)	135,471	(13,074)
1402.		
1403.		
1498. Summary of remaining write-ins for Line 14 from overflow page		
1499. Totals (Lines 1401 through 1403 plus 1498) (Line 14 above)	135,471	(13,074)
3701.		
3702.		
3703.		
3798. Summary of remaining write-ins for Line 37 from overflow page		
3799. Totals (Lines 3701 through 3703 plus 3798) (Line 37 above)		

CASH FLOW

	1 Current Year	2 Prior Year
Cash from Operations		
1. Premiums collected net of reinsurance		
2. Net investment income	3,304,892	5,117,120
3. Miscellaneous income	135,471	(13,073)
4. Total (Lines 1 through 3)	3,440,363	5,104,047
5. Benefit and loss related payments		
6. Net transfers to Separate Accounts, Segregated Accounts and Protected Cell Accounts		
7. Commissions, expenses paid and aggregate write-ins for deductions	10,051	778
8. Dividends paid to policyholders		
9. Federal and foreign income taxes paid (recovered) net of $ 0 tax on capital gains (losses)	1,380,658	1,414,712
10. Total (Lines 5 through 9)	1,390,709	1,415,490
11. Net cash from operations (Line 4 minus Line 10)	2,049,654	3,688,557
Cash from Investments		
12. Proceeds from investments sold, matured or repaid:		
12.1 Bonds	20,366,238	32,030,218
12.2 Stocks		
12.3 Mortgage loans		
12.4 Real estate		
12.5 Other invested assets		
12.6 Net gains (or losses) on cash, cash equivalents and short-term investments		(7,270)
12.7 Miscellaneous proceeds	5,318	2,387,815
12.8 Total investment proceeds (Lines 12.1 to 12.7)	20,371,556	34,410,763
13. Cost of investments acquired (long-term only):		
13.1 Bonds		44,461,429
13.2 Stocks		
13.3 Mortgage loans		
13.4 Real estate		
13.5 Other invested assets		
13.6 Miscellaneous applications		
13.7 Total investments acquired (Lines 13.1 to 13.6)		44,461,429
14. Net increase (decrease) in contract loans and premium notes		
15. Net cash from investments (Line 12.8 minus Line 13.7 and Line 14)	20,371,556	(10,050,666)
Cash from Financing and Miscellaneous Sources		
16. Cash provided (applied):		
16.1 Surplus notes, capital notes		
16.2 Capital and paid in surplus, less treasury stock		
16.3 Borrowed funds		
16.4 Net deposits on deposit-type contracts and other insurance liabilities		
16.5 Dividends to stockholders	6,323,610	
16.6 Other cash provided (applied)	9,156,595	(84,477,747)
17. Net cash from financing and miscellaneous sources (Lines 16.1 to Line 16.4 minus Line 16.5 plus Line 16.6)	2,832,985	(84,477,747)
RECONCILIATION OF CASH, CASH EQUIVALENTS AND SHORT-TERM INVESTMENTS		
18. Net change in cash, cash equivalents and short-term investments (Line 11, plus Lines 15 and 17)	25,254,195	(90,839,856)
19. Cash, cash equivalents and short-term investments:		
19.1 Beginning of year	12,858,781	103,698,637
19.2 End of year (Line 18 plus Line 19.1)	38,112,976	12,858,781

Note: Supplemental disclosures of cash flow information for non-cash transactions:

20.0001		
20.0002		
20.0003		

NONE Underwriting and Investment Exhibit - Part 1

NONE Underwriting and Investment Exhibit - Part 1A

NONE Underwriting and Investment Exhibit - Part 1B

NONE Underwriting and Investment Exhibit - Part 2

NONE Underwriting and Investment Exhibit - Part 2A

UNDERWRITING AND INVESTMENT EXHIBIT

PART 3 - EXPENSES

	1 Loss Adjustment Expenses	2 Other Underwriting Expenses	3 Investment Expenses	4 Total
1. Claim adjustment services:				
1.1 Direct				
1.2 Reinsurance assumed				
1.3 Reinsurance ceded				
1.4 Net claim adjustment services (1.1 + 1.2 - 1.3)				
2. Commission and brokerage:				
2.1 Direct, excluding contingent				
2.2 Reinsurance assumed, excluding contingent				
2.3 Reinsurance ceded, excluding contingent				
2.4 Contingent—direct				
2.5 Contingent—reinsurance assumed				
2.6 Contingent—reinsurance ceded				
2.7 Policy and membership fees				
2.8 Net commission and brokerage (2.1+2.2-2.3+2.4+2.5-2.6+2.7)				
3. Allowances to manager and agents				
4. Advertising			188	188
5. Boards, bureaus and associations			5	5
6. Surveys and underwriting reports			92	92
7. Audit of assureds' records				
8. Salary and related items:				
8.1 Salaries			17,383	17,383
8.2 Payroll taxes			971	971
9. Employee relations and welfare			986	986
10. Insurance			34	34
11. Directors' fees				
12. Travel and travel items			331	331
13. Rent and rent items			389	389
14. Equipment			354	354
15. Cost or depreciation of EDP equipment and software			115	115
16. Printing and stationery			48	48
17. Postage, telephone and telegraph, exchange and express			130	130
18. Legal and auditing			1,467	1,467
19. Totals (Lines 3 to 18)			22,493	22,493
20. Taxes, licenses and fees:				
20.1 State and local insurance taxes deducting guaranty association credits of $ 0				
20.2 Insurance department licenses and fees		4,951		4,951
20.3 Gross guaranty association assessments				
20.4 All other (excluding federal and foreign income and real estate)		5,100		5,100
20.5 Total taxes, licenses and fees (20.1 + 20.2 + 20.3 + 20.4)		10,051		10,051
21. Real estate expenses				
22. Real estate taxes				
23. Reimbursements by uninsured plans				
24. Aggregate write-ins for miscellaneous expenses			2,172	2,172
25. Total expenses incurred		10,051	24,665	(a) 34,716
26. Less unpaid expenses—current year				
27. Add unpaid expenses—prior year				
28. Amounts receivable relating to uninsured plans, prior year				
29. Amounts receivable relating to uninsured plans, current year				
30. TOTAL EXPENSES PAID (Lines 25 - 26 + 27 - 28 + 29)		10,051	24,665	34,716

DETAILS OF WRITE-IN LINES				
2401. Other expenses			2,172	2,172
2402.				
2403.				
2498. Sum of remaining write-ins for Line 24 from overflow page				
2499. Totals (Lines 2401 through 2403 plus 2498) (Line 24 above)			2,172	2,172

(a) Includes management fees of $ 24,665 to affiliates and $ 0 to non-affiliates.

EXHIBIT OF NET INVESTMENT INCOME

		1 Collected During Year	2 Earned During Year
1.	U.S. Government bonds	(a) 1,809,620	1,651,411
1.1	Bonds exempt from U.S. tax	(a)	
1.2	Other bonds (unaffiliated)	(a) 947,120	943,107
1.3	Bonds of affiliates	(a)	
2.1	Preferred stocks (unaffiliated)	(b)	
2.11	Preferred stocks of affiliates	(b)	
2.2	Common stocks (unaffiliated)		
2.21	Common stocks of affiliates		
3.	Mortgage loans	(c)	
4.	Real estate	(d)	
5.	Contract loans		
6.	Cash, cash equivalents and short-term investments	(e) 681,672	685,130
7.	Derivative instruments	(f)	
8.	Other invested assets		
9.	Aggregate write-ins for investment income	21,480	21,480
10.	Total gross investment income	3,459,892	3,301,128
11.	Investment expenses		(g) 24,665
12.	Investment taxes, licenses and fees, excluding federal income taxes		(g)
13.	Interest expense		(h)
14.	Depreciation on real estate and other invested assets		(i)
15.	Aggregate write-ins for deductions from investment income		
16.	Total deductions (Lines 11 through 15)		24,665
17.	Net investment income (Line 10 minus Line 16)		3,276,463

	DETAILS OF WRITE-IN LINES		
0901.	Miscellaneous Income/Expense	21,480	21,480
0902.			
0903.			
0998.	Summary of remaining write-ins for Line 09 from overflow page		
0999.	Totals (Lines 0901 through 0903 plus 0998) (Line 09 above)	21,480	21,480
1501.			
1502.			
1503.			
1598.	Summary of remaining write-ins for Line 15 from overflow page		
1599.	Totals (Lines 1501 through 1503 plus 1598) (Line 15 above)		

(a) Includes $ 151,700 accrual of discount less $ 21,365 amortization of premium and less $ 0 paid for accrued interest on purchases.
(b) Includes $ 0 accrual of discount less $ 0 amortization of premium and less $ 0 paid for accrued dividends on purchases.
(c) Includes $ 0 accrual of discount less $ 0 amortization of premium and less $ 0 paid for accrued interest on purchases.
(d) Includes $ 0 for company's occupancy of its own buildings; and excludes $ 0 interest on encumbrances.
(e) Includes $ 13,565 accrual of discount less $ 0 amortization of premium and less $ 0 paid for accrued interest on purchases.
(f) Includes $ 0 accrual of discount less $ 0 amortization of premium.
(g) Includes $ 0 investment expenses and $ 0 investment taxes, licenses and fees, excluding federal income taxes, attributable to segregated and Separate Accounts.
(h) Includes $ 0 interest on surplus notes and $ 0 interest on capital notes.
(i) Includes $ 0 depreciation on real estate and $ 0 depreciation on other invested assets.

EXHIBIT OF CAPITAL GAINS (LOSSES)

		1 Realized Gain (Loss) on Sales or Maturity	2 Other Realized Adjustments	3 Total Realized Capital Gain (Loss) (Columns 1 + 2)	4 Change in Unrealized Capital Gain (Loss)	5 Change in Unrealized Foreign Exchange Capital Gain (Loss)
1.	U.S. Government bonds					
1.1	Bonds exempt from U.S. tax					
1.2	Other bonds (unaffiliated)	(3,939)		(3,939)		
1.3	Bonds of affiliates					
2.1	Preferred stocks (unaffiliated)					
2.11	Preferred stocks of affiliates					
2.2	Common stocks (unaffiliated)					
2.21	Common stocks of affiliates					
3.	Mortgage loans					
4.	Real estate					
5.	Contract loans					
6.	Cash, cash equivalents and short-term investments					
7.	Derivative instruments					
8.	Other invested assets					
9.	Aggregate write-ins for capital gains (losses)					
10.	Total capital gains (losses)	(3,939)		(3,939)		

	DETAILS OF WRITE-IN LINES					
0901.						
0902.						
0903.						
0998.	Summary of remaining write-ins for Line 09 from overflow page					
0999.	Totals (Lines 0901 through 0903 plus 0998) (Line 09 above)					

EXHIBIT OF NONADMITTED ASSETS

	1 Current Year Total Nonadmitted Assets	2 Prior Year Total Nonadmitted Assets	3 Change in Total Nonadmitted Assets (Col. 2 - Col. 1)
1. Bonds (Schedule D)			
2. Stocks (Schedule D):			
2.1 Preferred stocks			
2.2 Common stocks			
3. Mortgage loans on real estate (Schedule B):			
3.1 First liens			
3.2 Other than first liens			
4. Real estate (Schedule A):			
4.1 Properties occupied by the company			
4.2 Properties held for the production of income			
4.3 Properties held for sale			
5. Cash (Schedule E - Part 1), cash equivalents (Schedule E - Part 2), and short-term investments (Schedule DA)			
6. Contract loans			
7. Other invested assets (Schedule BA)			
8. Receivables for securities			
9. Aggregate write-ins for invested assets			
10. Subtotals, cash and invested assets (Lines 1 to 9)			
11. Title plants (for Title insurers only)			
12. Investment income due and accrued			
13. Premiums and considerations:			
13.1 Uncollected premiums and agents' balances in the course of collection			
13.2 Deferred premiums, agents' balances and installments booked but deferred and not yet due			
13.3 Accrued retrospective premiums			
14. Reinsurance:			
14.1 Amounts recoverable from reinsurers			
14.2 Funds held by or deposited with reinsured companies			
14.3 Other amounts receivable under reinsurance contracts			
15. Amounts receivable relating to uninsured plans			
16.1 Current federal and foreign income tax recoverable and interest thereon			
16.2 Net deferred tax asset	115,100		(115,100)
17. Guaranty funds receivable or on deposit			
18. Electronic data processing equipment and software			
19. Furniture and equipment, including health care delivery assets			
20. Net adjustment in assets and liabilities due to foreign exchange rates			
21. Receivables from parent, subsidiaries and affiliates			
22. Health care and other amounts receivable			
23. Aggregate write-ins for other than invested assets			
24. Total assets excluding Separate Accounts, Segregated Accounts and Protected Cell Accounts (Lines 10 to 23)	115,100		(115,100)
25. From Separate Accounts, Segregated Accounts and Protected Cell Accounts			
26. Total (Lines 24 and 25)	115,100		(115,100)

DETAILS OF WRITE-IN LINES			
0901.			
0902.			
0903.			
0998. Summary of remaining write-ins for Line 09 from overflow page			
0999. Totals (Lines 0901 through 0903 plus 0998) (Line 09 above)			
2301.			
2302.			
2303.			
2398. Summary of remaining write-ins for Line 23 from overflow page			
2399. Totals (Lines 2301 through 2303 plus 2398) (Line 23 above)			

NOTES TO FINANCIAL STATEMENTS

Note 1- Summary of Significant Accounting Policies

A. Accounting Practices

Effective January 1, 2001, and subject to any deviations prescribed or permitted by the California Insurance Commissioner, the accompanying financial statements of San Diego Insurance Company (the "Company") have been prepared in conformity with the National Association of Insurance Commissioners ("NAIC") Accounting Practices and Procedures Manual ("APP Manual").

B. Use of Estimates in the Preparation of the Financial Statements

The preparation of financial statements requires management to make estimates and assumptions that affect the reported amounts of assets, liabilities, revenues, and expenses. It also requires estimates in the disclosure of contingent assets and liabilities. Actual results could differ from these estimates.

C. Accounting Policies

Premiums are earned over the terms of the related policies and reinsurance contracts. Unearned premium reserves are established to cover the unexpired portion of premiums written. Such reserves are computed by pro-rata methods. Expenses incurred in connection with acquiring new insurance business, including acquisition costs such as sales commissions, are charged to operations as incurred. Expenses incurred are reduced for ceding allowances received or receivable.

In addition, the Company uses the following accounting policies:

1. Short term investments are carried at cost, adjusted where appropriate for amortization of premium or discount, or market as specified by the Purposes and Procedures Manual of the NAIC Securities Valuation Office (SVO Manual).

2. Bonds are carried at cost, adjusted where appropriate for amortization of premium or discount, or market as specified by the Purposes and Procedures Manual of the NAIC Securities Valuation Office (SVO Manual).

3. The Company does not own common stocks.

4. The Company does not own preferred stocks.

5. The Company does not own mortgage loans.

6. Mortgage-backed/asset backed securities are stated at amortized cost or market based on guidance in the Purposes and Procedures Manual of the NAIC Securities Valuation Office (SVO Manual). Prepayment assumptions for mortgage backed/asset backed securities are updated monthly using the Bloomberg data service. The retrospective adjustment method is used to value all mortgage backed/asset backed securities.

7. The Company does not own any subsidiaries, controlled, or affiliated entities.

8. The Company does not own any joint ventures, partnerships or limited liability companies.

9. Derivative Securities, refer to Note 8.

10. Refer to Note 29.

11. Unpaid losses and loss adjustment expenses include an amount determined from individual case estimates and loss reports and an amount, based on past experience, for losses incurred but not reported. Such liabilities are necessarily based on assumptions and estimates, and while management believes the amount is adequate, the ultimate liability may be in excess of or less than the amount provided. The methods for making such estimates and for establishing the resulting liability are continually reviewed and follow current standards of practice. Any adjustments to the liability are reflected in the period that they are determined.

12. The Company did not change its capitalization policy in 2008.

13. The Company has no pharmaceutical rebate receivables.

Note 2- Accounting Changes and Correction of Errors

A. There were no material changes in accounting principles or corrections of errors during the year.

Note 3- Business Combinations and Goodwill

A. Statutory Purchase Method

The Company did not enter into any statutory purchases during the year.

B. Statutory Mergers

The Company did not enter into any statutory mergers during the year.

NOTES TO FINANCIAL STATEMENTS

C. Impairment Loss

Not applicable

Note 4- Discontinued Operations

The Company has no discontinued operations to report.

Note 5- Investments

A. Mortgage Loans, Including Mezzanine Real Estate Loans

The Company does not hold any mortgage loans as investments.

B. Troubled Debt Restructuring for Creditors

Not applicable

C. Reverse Mortgages

The Company has no reverse mortgages.

D. Loan-Backed Securities

1. The Company elected to use the book value as of January 1, 1994 as the cost for applying the retrospective adjustment method to securities purchased prior to that date, where historical cash flows are not readily available.

2. Prepayment speed assumptions are updated monthly with data sourced from the Bloomberg data service.

3. The Company had no negative yield situations requiring a change from the retrospective to prospective method.

E. Repurchase Agreements

1. The Company did not enter into any repurchase agreements during the year.

2. The Company maintained collateral for loaned securities.

   a) For loaned securities, Company policies require a minimum of 102% of the fair value of securities loaned to be maintained as collateral.

   b) The Company has not pledged any of its assets as collateral.

3. Aggregate amount of contractually obligated open collateral positions for which the borrower may request the return of on demand:

	Under 30 Days	31 - 60 Days	61 - 90 Days	Over 90 Days	Total
Fair value of open reinvested collateral positions	1,784,034	44,544	111,360	1,096,296	3,036,234

4. Sources of collateral are cash and securities. Cash collateral is reinvested by the lending agent in short-term securities. The Company does not reinvest securities received as collateral.

F. Real Estate

The Company does not own real estate.

G. Investments in Low-Income Housing Tax Credits

The Company does not hold investments in low-income housing tax credits.

Note 6- Joint Ventures, Partnerships & Limited Liability Companies

A. The Company has no investments in joint ventures, partnerships, or limited liability companies.

B. The Impairments on joint ventures, partnerships and limited liability companies

Not applicable

Note 7- Investment Income

A. Accrued Investment Income

All The Company does not admit investment income due and accrued if amounts are over 90 days past due.

NOTES TO FINANCIAL STATEMENTS

B. Amounts Nonadmitted

No amounts were excluded as of December 31, 2008.

Note 8- Derivative Instruments

The Company's investment activities do not include derivatives. However, the Company may acquire derivatives as additions to bond, common stock, or preferred stock investments. These derivatives are ancillary to the overall investment and are immaterial to the underlying investment portfolio.

Note 9 - Income Taxes

A. The components of the net deferred tax assets and liabilities recognized in the Company's Assets, Liabilities, Surplus and Other Funds are as follows:

	December 31, 2008	December 31, 2007	Change
Total of gross deferred tax assets	208,000	18,000	190,000
Total of deferred tax liabilities	(81,000)	(266,000)	185,000
Net deferred tax asset (liability)	127,000	(248,000)	375,000
Net deferred tax asset non-admitted	(115,000)	0	(115,000)
Net deferred tax asset (liability)	12,000	(248,000)	260,000

B. The Company does not have any deferred tax liabilities described in SSAP No. 10, Income Taxes, paragraph 6d.

C. The provisions for incurred taxes on earnings for the years ended December 31 are:

	2008	2007
Federal tax on operations	1,357,178	1,710,437
Net operating loss benefit	0	0
Foreign tax on operations	0	0
Income tax incurred on operations	1,357,178	1,710,437
Tax on capital (losses) gains	(1,379)	153,903
Total income tax incurred	1,355,799	1,864,340

The Company's deferred tax assets and liabilities result primarily from the reversal of discount accretion on bonds, unrealized gains and losses, and deferred intercompany transactions.

The change in deferred income taxes is comprised of the following:

	2008
Change in net deferred income tax (without unrealized gain or loss)	375,000
Tax effect of unrealized (gains) losses	0
Total change in net deferred income tax	375,000

D. Effective tax rates differ from the current statutory rate of 35% principally due to the effects of revisions to prior year estimates.

E. The amount of Federal income taxes paid and available for recoupment in the event of future losses is $677,000 from the current year and $1,879,000 from the preceding year.

The Company had no net loss carryforward available to offset future net income subject to Federal income taxes.

The Company does not have deposits admitted under Section 6603 of the Internal Revenue Services Code.

F. The Company's Federal income tax return is consolidated with the following entities:

Access Insurance Services, Co.
AMBCO Capital Corporation
America First Insurance Company
America First Lloyds Insurance Company
American Ambassador Casualty Company
American Economy Insurance Company*
American Fire & Casualty Company
American States Insurance Company*
American States Insurance Company of Texas*
American States Lloyds Insurance Company*
American States Preferred Insurance*
Avomark Insurance Company
Berkeley Holding Company Associates, Inc.
Berkeley Management Corporation
Liberty Mutual Group Inc.
Liberty Mutual Holding Company Inc.
Liberty Mutual Insurance Company
Liberty Mutual Personal Insurance Company
Liberty Northwest Insurance Corporation
Liberty Personal Insurance Company
Liberty RE (Bermuda) Limited
Liberty Sponsored Insurance (Vermont) Inc.
Liberty Surplus Insurance Corporation
LIH U.S. P&C Corporation
LIH-RE of America Corporation
LIU Specialty Insurance Agency Inc.
LM General Insurance Company
LM Insurance Corporation

NOTES TO FINANCIAL STATEMENTS

Bridgefield Casualty Insurance Company
Bridgefield Employers Insurance Company
Capitol Court Corporation*
Capitol Agency, Inc., The (Arizona corporation)
Capitol Agency, Inc., The (Ohio corporation)
Capitol Agency, Inc., The (Tennessee corporation)
Cascade Disability Management, Inc.
Colorado Casualty Insurance Company
Commercial Aviation Insurance, Inc.*
Companies Agency Insurance Services of California (dissolved 8/15/2008)
Companies Agency of Alabama, Inc. (dissolved 8/18/2008)
Companies Agency of Georgia, Inc. (dissolved 8/15/2008)
Companies Agency of Kentucky, Inc. (dissolved 8/14/2008)
Companies Agency of Massachusetts, Inc. (dissolved 8/29/08)
Companies Agency of Michigan, Inc. (dissolved 8/15/2008)
Companies Agency of New York, Inc.
Companies Agency of Pennsylvania, Inc.
Companies Agency of Phoenix, Inc.
Consolidated Insurance Company
Copley Venture Capital, Inc.
Countrywide Services Corporation (dissolved 10/17/2008)
Diversified Settlements, Inc.
Emerald City Insurance Agency, Inc.*
Employers Insurance Company of Wausau
Excelsior Insurance Company
F.B. Beattie & Company, Inc.*
First National Insurance Company of America*
Florida State Agency, Inc.
General America Corporation*
General America Corporation of Texas *
General Insurance Company of America*
Globe American Casualty Company
Golden Eagle Insurance Corporation
Gulf States AIF, Inc.
Hawkeye-Security Insurance Company
Heritage-Summit HealthCare, Inc.
Indiana Insurance Company
Insurance Company of Illinois*
LEXCO Limited
Liberty - USA Corporation
Liberty Assignment Corporation
Liberty Energy Canada, Inc.
Liberty Financial Services, Inc.
Liberty Hospitality Group, Inc.
Liberty Insurance Company of America
Liberty Insurance Corporation
Liberty Insurance Holdings, Inc.
Liberty Insurance Underwriters, Inc.
Liberty Life Assurance Company of Boston
Liberty Life Holdings, Inc.
Liberty Lloyds of Texas Insurance Company
Liberty Management Services, Inc.
Liberty Mexico Holdings, Inc.
Liberty Mutual Fire Insurance Company
LM Personal Insurance Company
LM Property & Casualty Insurance Company
LMHC Massachusetts Holdings Inc.
LRE Properties, Inc.
Mid-American Agency, Inc.
Mid-American Fire & Casualty Company
Missouri Agency, Inc.
North Pacific Insurance Company
OCASCO Budget, Inc.
OCI Printing, Inc.
Ohio Casualty Corporation
Ohio Casualty of New Jersey, Inc.
Ohio Life Brokerage Services, Inc.
Ohio Security Insurance Company
Open Seas Solutions, Inc.*
Oregon Automobile Insurance Company
Peerless Indemnity Insurance Company
Peerless Insurance Company
Pilot Insurance Services, Inc.*
Rianoc Research Corporation*
S.C. Bellevue, Inc.*
Safecare Company, Inc.*
Safeco Corporation*
Safeco General Agency, Inc.*
Safeco Insurance Company of America*
Safeco Insurance Company of Illinois*
Safeco Insurance Company of Indiana*
Safeco Insurance Company of Oregon*
Safeco Lloyds Insurance Company*
Safeco National Insurance Company*
Safeco Properties, Inc.*
Safeco Surplus Lines Insurance Company*
San Diego Insurance Company
SCIT, Inc. *
St. James Insurance Company Ltd.
State Agency, Inc. (Indiana corporation)
State Agency, Inc. (Wisconsin corporation)
Summit Consulting, Inc.
Summit Consulting, Inc. of Louisiana
Summit Holding Southeast, Inc.
The First Liberty Insurance Corporation
The Midwestern Indemnity Company
The National Corporation
The Netherlands Insurance Company
The Ohio Casualty Insurance Company
Wausau Business Insurance Company
Wausau General Insurance Company
Wausau Service Corporation
Wausau Underwriters Insurance Company
West American Insurance Company
Winmar Company, Inc.*
Winmar of the Desert, Inc.*
Winmar Oregon, Inc.*
Winmar-Metro, Inc.*

* This company joined the consolidated group in 2008 and its activity from the date it joined the group is included in the consolidated return.

The method of federal income tax allocation is subject to a written agreement. Allocation is based upon separate return calculations with credit applied for losses as appropriate. The Company has the enforceable right to recoup prior year payments in the event of future losses.

NOTES TO FINANCIAL STATEMENTS

Note 10- Information concerning Parent, Subsidiaries and Affiliates

A. As of December 31, 2008, all of the outstanding shares of common stock of the Company are held by Liberty Mutual Insurance Company ("LMIC"), an insurance company incorporated in Massachusetts. LMIC is a wholly owned subsidiary of Liberty Mutual Holding Company, Inc. a Massachusetts company.

B. Transactions entered into by the Company with its affiliates are described on Schedule Y Part 2.

C. Refer to Notes 10F, 22 and 25.

D. At December 31, 2008, the Company reported $1,740,279 due to affiliates. In general, the terms of the inter-company arrangement require settlement at least quarterly.

E. The Company had made no guarantees or initiated undertakings for the benefit of affiliates, which result in a material contingent exposure of the Company's or affiliates' assets or liabilities.

F. There is a management services agreement with GEIC under which GEIC provides the Company with services of personnel employed by GEIC and related overhead expenses.

The Company entered into investment management agreements, effective May 26, 1999 with LMIC, and effective May 1, 2000 with Liberty Mutual Investment Advisors LLC (LMIA). Under these agreements, LMIC and LMIA provide investment management services to the Company.

The Company entered into a cash management agreement with LMIA effective January 28, 2000.

The Company entered into a management services agreement, effective August 27, 1997, with LMIC. Under the agreement, LMIC may provide services related to common management functions including, but not limited to, accounting, financial, tax and auditing, information technology and support, purchasing, payroll and employee benefits, policy administration, real estate management, legal, general administration, as well as consulting and other services as the parties may request.

The Company is party to a Federal Tax Sharing Agreement between LMIC and affiliates (see Note 9F).

G. The Company is part of a holding company structure as illustrated in Schedule Y Part 1.

H. The Company does not own shares of an upstream company, either directly or indirectly.

I. The Company has no investments in subsidiary, controlled or affiliated companies.

J. Impairment of subsidiaries

Not applicable

K. The Company does not hold investments in foreign subsidiaries.

L. Investments in downstream non-insurance holding companies

Not applicable.

Note 11- Debt

A. Capital Notes

Not applicable

B. All Other Debt

Not applicable

Note 12- Retirement Plans, Deferred Compensation, Postemployment Benefits and Compensated Absences and Other Postretirement Benefit Plans

The Company does not have any direct employees and therefore, does not have any direct obligations for a defined benefit plan, deferred compensation arrangements, compensated absences or other post retirement benefit plans. Services for the operation of the Company are provided under provisions of the Management Services Agreements as described in note 10 F.

Note 13- Capital and Surplus, Shareholders' Dividend restrictions and Quasi-Reorganizations

1. Common Stock

The Company has 26,000 shares authorized, issued, and outstanding as of December 31, 2008. All shares have a stated par value of $100.

2. Preferred Stock

Not applicable

NOTES TO FINANCIAL STATEMENTS

3. Dividend Restrictions

   There are no dividend restrictions.

4. The Company made an ordinary dividend of $6,323,610 to Golden Eagle Insurance Corporation in June.

5. The maximum amount of dividends that can be paid by California-domiciled insurance companies to shareholders without prior approval of the Insurance Commissioner is the greater of (a) 10% of surplus, or (b) net income. The maximum dividend payout that may be made without prior approval in 2009 is $3,814,536.

6. The Company does not have restricted unassigned surplus.

7. The Company had no advances to surplus.

8. The Company does not hold stock for special purposes.

9. The Company does not hold special surplus funds.

10. The portion of unassigned funds (surplus) represented by cumulative unrealized gains and (losses) is $0.

11. Surplus Notes

    Not applicable

12. Quasi re-organization (dollar impact)

    Not applicable

13. Quasi re-organization (effective date)

    Not applicable

Note 14- Contingencies

A. Contingent Commitments

   The Company has no commitments or contingent commitments to affiliates or other entities except as indicated in Note 10 E, the Company has made no guarantees on behalf of affiliates

B. Assessments

   The Company was not subject to guaranty fund assessments, as it did not write business in 2008.

C. Gain Contingencies

   Not applicable

D. All other Contingencies

   Lawsuits arise against the Company in the normal course of business. Contingent liabilities arising from litigation, income taxes, and other matters are not considered material in relation to the financial position of the Company.

   As disclosed in Note 9 F, the Company is a member of a controlled group for federal income tax purposes, and that group includes Liberty Mutual Group Inc. ("LMGI"). LMGI is the plan sponsor of the Liberty Mutual Retirement Benefit Plan, a qualified plan under federal law. Pursuant to federal law, if LMGI has not made the minimum required contributions with respect to the Liberty Mutual Retirement Benefit Plan, the Company, jointly and severally with all other members of the controlled group, would be contingently liable to make such contributions.

Note 15- Leases

A. The Company is not involved in material lease obligations.

B. Leasing as a significant part of lessor's business activities

   Not applicable

Note 16- Information about Financial Instruments with Off-Balance Sheet Risk and Financial Instruments with Concentrations of Credit Risk

The Company is not exposed to financial instruments with off-balance sheet risk or with concentrations of credit risk.

Note 17- Sale, Transfer and Servicing of Financial Assets and Extinguishments of Liabilities

A. Transfers of Receivables reported as sales

   The Company did not have any transfers of receivables reported as sales during the year.

NOTES TO FINANCIAL STATEMENTS

B. Transfers and servicing of financial assets

The Company participates in a Securities Lending Program to generate additional income, whereby certain fixed income and mortgage backed securities are loaned for a period of time from the Company's portfolio to qualifying third parties, via a lending agent. The Company does not participate in term loans; therefore, the Company does not have contractual collateral transactions that extend beyond one year from the reporting date. Borrowers of these securities provide collateral equal to or in excess of 102% of the fair value of the loaned securities. Acceptable collateral may be in the form of cash, Agency and U.S. Government securities. The fair value of the loaned securities is monitored and additional collateral is obtained if the fair value of the collateral falls below 102% of the fair value of the loaned securities. Additionally, the lending agent indemnifies the Company against borrower defaults. Cash collateral is carried as an asset with an offsetting liability on the balance sheet, as the Company can exercise discretion as to how the collateral is invested. The loaned securities remain a recorded asset of the Company.

At December 31, 2008 the total fair value of securities on loan was $3,244,639 with corresponding collateral value of $3,348,990 of which $3,036,234 represents cash collateral.

C. Wash Sales

The company did not claims related extras contractual obligation losses and bad faith losses stemming from lawsuits in the current period.

Note 18-Gain or Loss from Uninsured Accident and Health Plans and the Uninsured Portion of Partially Insured Plans

A. Administrative Services Only (ASO) Plans

Not applicable

B. Administrative Services Contract (ASC) Plans

Not applicable

C. Medicare or Other Similarly Structured Cost Based Reimbursement Contracts

Not applicable

Note 19- Direct Premium Written/Produced by Managing General Agents/ Third Party Administrators

The Company has no direct premiums written through managing general agents or third party administrators.

Note 20- Other Items

A. The Company has no extraordinary items to report.

B. Troubled Debt Restructuring for Debtors

Not applicable

C. Other Disclosures

1) Assets in the amount of $2,126,557 and $2,116,504 as of December 31, 2008 and 2007, respectively, were on deposit with government authorities or trustees as required by law.

D. The Company does not carry premium receivable on its Balance Sheet.

E. Business Interruption Insurance Recoveries

The Company does not purchase Business Interruption coverage.

F. State Transferable Tax Credits

The Company does not hold state transferable tax credits.

G. The Company does not have exposure to sub-prime mortgage related risk.

H. The Company has not entered into Federal Home Loan Bank Agreements.

Note 21- Events Subsequent

There were no events subsequent to December 31, 2008 that would require disclosure.

Note 22- Reinsurance

A-F. The Company has not entered into any assumed or ceded reinsurance contracts.

NOTES TO FINANCIAL STATEMENTS

G. Reinsurance Accounted for as a Deposit

The Company entered into a reinsurance agreement determined to be of a deposit type nature on August 22, 1997. Upon inception of the contract, the Company recorded a deposit asset of $1,215,843,000 and the assuming company a $1,215,843,000 deposit liability. At the reporting date, the company had a remaining deposit balance of $10,436,222 after taking into account additional funding from Golden Eagle Insurance Company Trust of $1,831,925.

Note 23 - Retrospectively Rated Contracts and Contracts Subject to Redetermination

The Company does not have net accrued retrospective premiums.

Note 24 - Changes in Incurred Losses and Loss Adjustment Expenses

Not applicable

Note 25- Intercompany Pooling Arrangements

The Company participates in a 100% Quota Share Reinsurance Agreement with LMIC.

Note 26- Structured Settlements

A. As a result of purchased annuities with the claimant as payee, The Company no longer carries reserves of $3,884,491 after applying Inter-Company Reinsurance Agreement percentages. The Company is contingently liable should the issuers of the purchased annuities fail to perform under the terms of the annuities. The amount of unrecorded loss contingencies related to the purchased annuities was $3,884,491 as of December 31, 2008.

B. A summary of purchased structured settlement annuities exceeding 1% of policyholders' surplus and whereby the company has not obtained a release of liability from the claimant is as follows:

Life Ins. Company and Location	Licensed in Company's State of Domicile (Yes/No)	Statement Value of Annuities
Liberty Life Assurance Company of Boston Boston, Massachusetts	Yes	$3,884,491

Note 27 - Health Care Receivables

Not applicable

Note 28 - Participating Policies

Not applicable

Note 29 – Premium Deficiency Reserves

As of December 31, 2008, the Company had no liabilities related to premium deficiency reserves. The Company considers anticipated investment income when calculating its premium deficiency reserves.

Note 30- High Dollar Deductible Policies

Not applicable

Note 31- Discounting of Liabilities for Unpaid Losses and Unpaid Loss Adjustment Expenses

Not applicable

Note 32 - Asbestos/Environmental Reserves

Not applicable

Note 33- Subscriber Savings Accounts

The Company is not a reciprocal insurance company.

Note 34 - Multiple Peril Crop Insurance

Not applicable

GENERAL INTERROGATORIES

PART 1 – COMMON INTERROGATORIES

GENERAL

1.1 Is the reporting entity a member of an Insurance Holding Company System consisting of two or more affiliated persons, one or more of which is an insurer? Yes [X] No [ ]

1.2 If yes, did the reporting entity register and file with its domiciliary State Insurance Commissioner, Director or Superintendent or with such regulatory official of the state of domicile of the principal insurer in the Holding Company System, a registration statement providing disclosure substantially similar to the standards adopted by the National Association of Insurance Commissioners (NAIC) in its Model Insurance Holding Company System Regulatory Act and model regulations pertaining thereto, or is the reporting entity subject to standards and disclosure requirements substantially similar to those required by such Act and regulations? Yes [X] No [ ] N/A [ ]

1.3 State Regulating? California

2.1 Has any change been made during the year of this statement in the charter, by-laws, articles of incorporation, or deed of settlement of the reporting entity? Yes [ ] No [X]

2.2 If yes, date of change:

3.1 State as of what date the latest financial examination of the reporting entity was made or is being made. 12/31/2004

3.2 State the as of date that the latest financial examination report became available from either the state of domicile or the reporting entity. This date should be the date of the examined balance sheet and not the date the report was completed or released. 12/31/2004

3.3 State as of what date the latest financial examination report became available to other states or the public from either the state of domicile or the reporting entity. This is the release date or completion date of the examination report and not the date of the examination (balance sheet date). 07/05/2006

3.4 By what department or departments?
California Department of Insurance

3.5 Have all financial statement adjustments within the latest financial examination report been accounted for in a subsequent financial statement filed with departments? Yes [ ] No [ ] N/A [X]

3.6 Have all of the recommendations within the latest financial examination report been complied with? Yes [X] No [ ] N/A [ ]

4.1 During the period covered by this statement, did any agent, broker, sales representative, non-affiliated sales/service organization or any combination thereof under common control (other than salaried employees of the reporting entity) receive credit or commissions for or control a substantial part (more than 20 percent of any major line of business measured on direct premiums) of:

4.11 sales of new business? Yes [ ] No [X]
4.12 renewals? Yes [ ] No [X]

4.2 During the period covered by this statement, did any sales/service organization owned in whole or in part by the reporting entity or an affiliate, receive credit or commissions for or control a substantial part (more than 20 percent of any major line of business measured on direct premiums) of:

4.21 sales of new business? Yes [ ] No [X]
4.22 renewals? Yes [ ] No [X]

5.1 Has the reporting entity been a party to a merger or consolidation during the period covered by this statement? Yes [ ] No [X]

5.2 If yes, provide the name of the entity, NAIC Company Code, and state of domicile (use two letter state abbreviation) for any entity that has ceased to exist as a result of the merger or consolidation.

1 Name of Entity	2 NAIC Company Code	3 State of Domicile

6.1 Has the reporting entity had any Certificates of Authority, licenses or registrations (including corporate registration, if applicable) suspended or revoked by any governmental entity during the reporting period? Yes [ ] No [X]

GENERAL INTERROGATORIES

6.2 If yes, give full information:

7.1 Does any foreign (non-United States) person or entity directly or indirectly control 10% or more of the reporting entity? Yes [ ] No [X]

7.2 If yes,

7.21 State the percentage of foreign control. _____

7.22 State the nationality(s) of the foreign person(s) or entity(s); or if the entity is a mutual or reciprocal, the nationality of its manager or attorney-in-fact and identify the type of entity(s) (e.g., individual, corporation, government, manager or attorney-in-fact).

1 Nationality	2 Type of Entity

8.1 Is the company a subsidiary of a bank holding company regulated by the Federal Reserve Board? Yes [ ] No [X]

8.2 If response to 8.1 is yes, please identify the name of the bank holding company.

8.3 Is the company affiliated with one or more banks, thrifts or securities firms? Yes [ ] No [X]

8.4 If response to 8.3 is yes, please provide the names and locations (city and state of the main office) of any affiliates regulated by a federal financial regulatory services agency [i.e., the Federal Reserve Board (FRB), the Office of the Comptroller of the Currency (OCC), the Office of Thrift Supervision (OTS), the Federal Deposit Insurance Corporation (FDIC) and the Securities Exchange Commission (SEC)] and identify the affiliate's primary federal regulator.

1 Affiliate Name	2 Location (City, State)	3 FRB	4 OCC	5 OTS	6 FDIC	7 SEC

9. What is the name and address of the independent certified public accountant or accounting firm retained to conduct the annual audit?
Ernst & Young, LLP
200 Clarendon Street
Boston MA 02116

10. What is the name, address and affiliation (officer/employee of the reporting entity or actuary/consultant associated with an actuarial consulting firm) of the individual providing the statement of actuarial opinion/certification?
Roy K. Morell
175 Berkeley Street, Boston, MA 02116
Officer of Liberty Mutual Insurance Company

11.1 Does the reporting entity own any securities of a real estate holding company or otherwise hold real estate indirectly? Yes [ ] No [X]

11.11 Name of real estate holding company _____

11.12 Number of parcels involved _____

11.13 Total book/adjusted carrying value $ _____

11.2 If yes, provide explanation:

GENERAL INTERROGATORIES

12. FOR UNITED STATES BRANCHES OF ALIEN REPORTING ENTITIES ONLY:

12.1 What changes have been made during the year in the United States manager or the United States trustees of the reporting entity?

12.2 Does this statement contain all business transacted for the reporting entity through its United States Branch on risks wherever located? Yes [ ] No [X]

12.3 Have there been any changes made to any of the trust indentures during the year? Yes [ ] No [X]

12.4 If answer to (12.3) is yes, has the domiciliary or entry state approved the changes? Yes [ ] No [ ] N/A [X]

13.1 Are the senior officers (principal executive officer, principal financial officer, principal accounting officer or controller, or persons performing similar functions) of the reporting entity subject to a code of ethics, which includes the following standards?
(a) Honest and ethical conduct, including the ethical handling of actual or apparent conflicts of interest between personal and professional relationships;
(b) Full, fair, accurate, timely and understandable disclosure in the periodic reports required to be filed by the reporting entity;
(c) Compliance with applicable governmental laws, rules, and regulations;
(d) The prompt internal reporting of violations to an appropriate person or persons identified in the code; and
(e) Accountability for adherence to the code. Yes [X] No [ ]

13.11 If the response to 13.1 is no, please explain:

13.2 Has the code of ethics for senior managers been amended? Yes [X] No [ ]

13.21 If the response to 13.2 is yes, provide information related to amendment(s).
Liberty Mutual Group's Code of Business Ethics and Conduct was revised effective March 2008. It continues to contain all substantive areas of company policy and requirements included in the prior Code, but has been rewritten to enhance clarity and readability and provide additional practical guidance. This applies to all Liberty Mutual Group companies.

13.3 Have any provisions of the code of ethics been waived for any of the specified officers? Yes [ ] No [X]

13.31 If the response to 13.3 is yes, provide the nature of any waiver(s).

BOARD OF DIRECTORS

14. Is the purchase or sale of all investments of the reporting entity passed upon either by the board of directors or a subordinate committee thereof? Yes [X] No [ ]

15. Does the reporting entity keep a complete permanent record of the proceedings of its board of directors and all subordinate committees thereof? Yes [X] No [ ]

16. Has the reporting entity an established procedure for disclosure to its board of directors or trustees of any material interest or affiliation on the part of any of its officers, directors, trustees or responsible employees that is in conflict or is likely to conflict with the official duties of such person? Yes [X] No [ ]

FINANCIAL

17. Has this statement been prepared using a basis of accounting other than Statutory Accounting Principles (e.g., Generally Accepted Accounting Principles)? Yes [ ] No [X]

18.1 Total amount loaned during the year (inclusive of Separate Accounts, exclusive of policy loans):

18.11 To directors or other officers	$ 0
18.12 To stockholders not officers	$ 0
18.13 Trustees, supreme or grand (Fraternal only)	$ 0

GENERAL INTERROGATORIES

18.2 Total amount of loans outstanding at the end of year (inclusive of Separate Accounts, exclusive of policy loans):

18.21	To directors or other officers	$ 0
18.22	To stockholders not officers	$ 0
18.23	Trustees, supreme or grand (Fraternal only)	$ 0

19.1 Were any assets reported in this statement subject to a contractual obligation to transfer to another party without the liability for such obligation being reported in the statement? Yes [ ] No [X]

19.2 If yes, state the amount thereof at December 31 of the current year:

19.21	Rented from others	$
19.22	Borrowed from others	$
19.23	Leased from others	$
19.24	Other	$

20.1 Does this statement include payments for assessments as described in the Annual Statement Instructions other than guaranty fund or guaranty association assessments? Yes [ ] No [X]

20.2 If answer is yes:

20.21	Amount paid as losses or risk adjustment	$
20.22	Amount paid as expenses	$
20.23	Other amounts paid	$

21.1 Does the reporting entity report any amounts due from parent, subsidiaries or affiliates on Page 2 of this statement? Yes [ ] No [X]

21.2 If yes, indicate any amounts receivable from parent included in the Page 2 amount: $

INVESTMENT

22.1 Were all the stocks, bonds and other securities owned December 31 of current year, over which the reporting entity has exclusive control, in the actual possession of the reporting entity on said date (other than securities lending programs addressed in 22.3)? Yes [X] No [ ]

22.2 If no, give full and complete information relating thereto:

22.3 For security lending programs, provide a description of the program including value for collateral and amount of loaned securities, and whether collateral is carried on or off-balance sheet. (an alternative is to reference Note 16 where this information is also provided)
Please reference to Note 17B

22.4 Does the company's security lending program meet the requirements for a conforming program as outlined in the Risk-Based Capital Instructions? Yes [X] No [ ]

22.5 If answer to 22.4 is yes, report amount of collateral. $ 3,348,990

22.6 If answer to 22.4 is no, report amount of collateral. $

23.1 Were any of the stocks, bonds or other assets of the reporting entity owned at December 31 of the current year not exclusively under the control of the reporting entity or has the reporting entity sold or transferred any assets subject to a put option contract that is currently in force? (Exclude securities subject to Interrogatory 19.1 and 22.3.) Yes [X] No [ ]

23.2 If yes, state the amount thereof at December 31 of the current year:

23.21	Subject to repurchase agreements	$
23.22	Subject to reverse repurchase agreements	$
23.23	Subject to dollar repurchase agreements	$
23.24	Subject to reverse dollar repurchase agreements	$
23.25	Pledged as collateral	$
23.26	Placed under option agreements	$
23.27	Letter stock or securities restricted as to sale	$
23.28	On deposit with state or other regulatory body	$ 2,126,557
23.29	Other	$ 0

GENERAL INTERROGATORIES

23.3 For category (23.27) provide the following:

1 Nature of Restriction	2 Description	3 Amount

24.1 Does the reporting entity have any hedging transactions reported on Schedule DB? Yes [ ] No [X]

24.2 If yes, has a comprehensive description of the hedging program been made available to the domiciliary state? Yes [ ] No [ ] N/A [X]
If no, attach a description with this statement.

25.1 Were any preferred stocks or bonds owned as of December 31 of the current year mandatorily convertible into equity, or, at the option of the issuer, convertible into equity? Yes [ ] No [X]

25.2 If yes, state the amount thereof at December 31 of the current year. $ _____

26. Excluding items in Schedule E-Part 3-Special Deposits, real estate, mortgage loans and investments held physically in the reporting entity's offices, vaults or safety deposit boxes, were all stocks, bonds and other securities, owned throughout the current year held pursuant to a custodial agreement with a qualified bank or trust company in accordance with Section 3, III Conducting Examinations, F – Custodial or Safekeeping agreements of the NAIC Financial Condition Examiners Handbook? Yes [X] No [ ]

26.01 For agreements that comply with the requirements of the NAIC Financial Condition Examiners Handbook, complete the following:

1 Name of Custodian(s)	2 Custodian's Address
JP MORGAN CHASE	3 Chase Metro Tech Center, Brooklyn, NY 11245

26.02 For all agreements that do not comply with the requirements of the NAIC Financial Condition Examiners Handbook, provide the name, location and a complete explanation:

1 Name(s)	2 Location(s)	3 Complete Explanation(s)

26.03 Have there been any changes, including name changes, in the custodian(s) identified in 26.01 during the current year? Yes [ ] No [X]

26.04 If yes, give full and complete information relating thereto:

1 Old Custodian	2 New Custodian	3 Date of Change	4 Reason

26.05 Identify all investment advisors, broker/dealers or individuals acting on behalf of broker/dealers that have access to the investment accounts, handle securities and have authority to make investments on behalf of the reporting entity:

1 Central Registration Depository Number(s)	2 Name(s)	3 Address
N/A	Liberty Mutual Insurance Company	175 Berkeley St., Boston, MA 02116
N/A	Liberty Mutual Investment Advisors, LL	175 Berkeley St., Boston, MA 02116

27.1 Does the reporting entity have any diversified mutual funds reported in Schedule D – Part 2 (diversified according to the Securities and Exchange Commission (SEC) in the Investment Company Act of 1940 [Section 5 (b) (1)])? Yes [ ] No [X]

GENERAL INTERROGATORIES

27.2 If yes, complete the following schedule:

1 CUSIP #	2 Name of Mutual Fund	3 Book/Adjusted Carrying Value
		0
		0
		0
27.2999 TOTAL		0

27.3 For each mutual fund listed in the table above, complete the following schedule:

1 Name of Mutual Fund (from above table)	2 Name of Significant Holding of the Mutual Fund	3 Amount of Mutual Fund's Book/Adjusted Carrying Value Attributable to the Holding	4 Date of Valuation
		0	
		0	
		0	

28. Provide the following information for all short-term and long-term bonds and all preferred stocks. Do not substitute amortized value or statement value for fair value.

	1 Statement (Admitted) Value	2 Fair Value	3 Excess of Statement over Fair Value (-), or Fair Value over Statement (+)
28.1 Bonds	73,890,915	74,327,775	436,860
28.2 Preferred stocks	0	0	0
28.3 Totals	73,890,915	74,327,775	436,860

28.4 Describe the sources or methods utilized in determining the fair values:
IDC, Bloomberg, NAIC-SVO, Broker Quotes, Analytically Determined

29.1 Have all the filing requirements of the Purposes and Procedures Manual of the NAIC Securities Valuation Office been followed? Yes [X] No [ ]

29.2 If no, list exceptions:

OTHER

30.1 Amount of payments to Trade associations, service organizations and statistical or Rating Bureaus, if any? $ 0

30.2 List the name of the organization and the amount paid if any such payment represented 25% or more of the total payments to trade associations, service organizations and statistical or rating bureaus during the period covered by this statement.

1 Name	2 Amount Paid
	0
	0
	0

31.1 Amount of payments for legal expenses, if any? $ 0

31.2 List the name of the firm and the amount paid if any such payment represented 25% or more of the total payments for legal expenses during the period covered by this statement.

1 Name	2 Amount Paid
	0
	0
	0

GENERAL INTERROGATORIES

32.1 Amount of payments for expenditures in connection with matters before legislative bodies, officers or departments of government, if any? $ 0

32.2 List the name of the firm and the amount paid if any such payment represented 25% or more of the total payment expenditures in connection with matters before legislative bodies, officers or departments of government during the period covered by this statement.

1 Name	2 Amount Paid
	0
	0
	0

GENERAL INTERROGATORIES

PART 2 – PROPERTY & CASUALTY INTERROGATORIES

1.1 Does the reporting entity have any direct Medicare Supplement Insurance in force? Yes [ ] No [X]

1.2 If yes, indicate premium earned on U.S. business only. $ _____

1.3 What portion of Item (1.2) is not reported on the Medicare Supplement Insurance Experience Exhibit? $ _____

1.31 Reason for excluding

1.4 Indicate amount of earned premium attributable to Canadian and/or Other Alien not included in Item (1.2) above. $ _____

1.5 Indicate total incurred claims on all Medicare Supplement insurance. $ _____

1.6 Individual policies:

Most current three years:

1.61 Total premium earned $ _____

1.62 Total incurred claims $ _____

1.63 Number of covered lives _____

All years prior to most current three years:

1.64 Total premium earned $ _____

1.65 Total incurred claims $ _____

1.66 Number of covered lives _____

1.7 Group policies:

Most current three years:

1.71 Total premium earned $ _____

1.72 Total incurred claims $ _____

1.73 Number of covered lives _____

All years prior to most current three years:

1.74 Total premium earned $ _____

1.75 Total incurred claims $ _____

1.76 Number of covered lives _____

2. Health Test:

		1 Current Year	2 Prior Year
2.1	Premium Numerator	$ 0	$ 0
2.2	Premium Denominator	$ 0	$ 0
2.3	Premium Ratio (2.1/2.2)	0.00	0.00
2.4	Reserve Numerator	$ 0	$ 0
2.5	Reserve Denominator	$ 0	$ 0
2.6	Reserve Ratio (2.4/2.5)	0.00	0.00

3.1 Does the reporting entity issue both participating and non-participating policies? Yes [ ] No [X]

3.2 If yes, state the amount of calendar year premiums written on:

3.21 Participating policies $ _____

3.22 Non-participating policies $ _____

4. For Mutual reporting entities and Reciprocal Exchanges only:

4.1 Does the reporting entity issue assessable policies? Yes [ ] No [X]

4.2 Does the reporting entity issue non-assessable policies? Yes [ ] No [X]

4.3 If assessable policies are issued, what is the extent of the contingent liability of the policyholders? _____

4.4 Total amount of assessments paid or ordered to be paid during the year on deposit notes or contingent premiums. $ _____

5. For Reciprocal Exchanges Only:

5.1 Does the exchange appoint local agents? Yes [ ] No [X]

5.2 If yes, is the commission paid:

5.21 Out of Attorney's-in-fact compensation Yes [ ] No [ ] N/A [X]

5.22 As a direct expense of the exchange Yes [ ] No [ ] N/A [X]

5.3 What expenses of the Exchange are not paid out of the compensation of the Attorney-in-fact?

5.4 Has any Attorney-in-fact compensation, contingent on fulfillment of certain conditions, been deferred? Yes [ ] No [X]

5.5 If yes, give full information

6.1 What provision has this reporting entity made to protect itself from an excessive loss in the event of a catastrophe under a workers' compensation contract issued without limit loss:
The Company does not write Workers' Compensation

GENERAL INTERROGATORIES

PART 2 – PROPERTY & CASUALTY INTERROGATORIES

6.2 Describe the method used to estimate this reporting entity's probable maximum insurance loss, and identify the type of insured exposures comprising that probable maximum loss, the locations of concentrations of those exposures and the external resources (such as consulting firms or computer software models), if any, used in the estimation process:
See Note 22G

6.3 What provision has this reporting entity made (such as a catastrophic reinsurance program) to protect itself from an excessive loss arising from the types and concentrations of insured exposures comprising its probable maximum property insurance loss?
See Note 22G

6.4 Does the reporting entity carry catastrophe reinsurance protection for at least one reinstatement, in an amount sufficient to cover its estimated probable maximum loss attributable to a single loss event or occurrence? Yes [ ] No [X]

6.5 If no, describe any arrangements or mechanisms employed by the reporting entity to supplement its catastrophe reinsurance program or to hedge its exposure to unreinsured catastrophic loss
The Company does not have policies in force so no catastrophe reinsurance is necessary

7.1 Has the reporting entity reinsured any risk with any other entity under a quota share reinsurance contract that includes a provision that would limit the reinsurer's losses below the stated quota share percentage (e.g., a deductible, a loss ratio corridor, a loss cap, an aggregate limit or any similar provisions)? Yes [ ] No [X]

7.2 If yes, indicate the number of reinsurance contracts containing such provisions. _____

7.3 If yes, does the amount of reinsurance credit taken reflect the reduction in quota share coverage caused by any applicable limiting provision(s)? Yes [ ] No [X]

8.1 Has this reporting entity reinsured any risk with any other entity and agreed to release such entity from liability, in whole or in part, from any loss that may occur on this risk, or portion thereof, reinsured? Yes [ ] No [X]

8.2 If yes, give full information

9.1 Has the reporting entity ceded any risk under any reinsurance contract (or under multiple contracts with the same reinsurer or its affiliates) for which during the period covered by the statement: (i) it recorded a positive or negative underwriting result greater than 5% of prior year-end surplus as regards policyholders or it reported calendar year written premium ceded or year-end loss and loss expense reserves ceded greater than 5% of prior year-end surplus as regards policyholders; (ii) it accounted for that contract as reinsurance and not as a deposit; and (iii) the contract(s) contain one or more of the following features or other features that would have similar results:
(a) A contract term longer than two years and the contract is noncancellable by the reporting entity during the contract term;
(b) A limited or conditional cancellation provision under which cancellation triggers an obligation by the reporting entity, or an affiliate of the reporting entity, to enter into a new reinsurance contract with the reinsurer, or an affiliate of the reinsurer;
(c) Aggregate stop loss reinsurance coverage;
(d) A unilateral right by either party (or both parties) to commute the reinsurance contract, whether conditional or not, except for such provisions which are only triggered by a decline in the credit status of the other party;
(e) A provision permitting reporting of losses, or payment of losses, less frequently than on a quarterly basis (unless there is no activity during the period); or
(f) Payment schedule, accumulating retentions from multiple years or any features inherently designed to delay timing of the reimbursement to the ceding entity. Yes [ ] No [X]

9.2 Has the reporting entity during the period covered by the statement ceded any risk under any reinsurance contract (or under multiple contracts with the same reinsurer or its affiliates), for which, during the period covered by the statement, it recorded a positive or negative underwriting result greater than 5% of prior year-end surplus as regards policyholders or it reported calendar year written premium ceded or year-end loss and loss expense reserves ceded greater than 5% of prior year-end surplus as regards policyholders; excluding cessions to approved pooling arrangements or to captive insurance companies that are directly or indirectly controlling, controlled by, or under common control with (i) one or more unaffiliated policyholders of the reporting entity, or (ii) an association of which one or more unaffiliated policyholders of the reporting entity is a member where:
(a) The written premium ceded to the reinsurer by the reporting entity or its affiliates represents fifty percent (50%) or more of the entire direct and assumed premium written by the reinsurer based on its most recently available financial statement; or
(b) Twenty-five percent (25%) or more of the written premium ceded to the reinsurer has been retroceded back to the reporting entity or its affiliates in a separate reinsurance contract. Yes [ ] No [X]

9.3 If yes to 9.1 or 9.2, please provide the following information in the Reinsurance Summary Supplemental Filing for General Interrogatory 9:
(a) The aggregate financial statement impact gross of all such ceded reinsurance contracts on the balance sheet and statement of income;
(b) A summary of the reinsurance contract terms and indicate whether it applies to the contracts meeting the criteria in 9.1 or 9.2; and
(c) A brief discussion of management's principle objectives in entering into the reinsurance contract including the economic purpose to be achieved.

9.4 Except for transactions meeting the requirements of paragraph 31 of SSAP No. 62, Property and Casualty Reinsurance, has the reporting entity ceded any risk under any reinsurance contract (or multiple contracts with the same reinsurer or its affiliates) during the period covered by the financial statement, and either:
(a) Accounted for that contract as reinsurance (either prospective or retroactive) under statutory accounting principles ("SAP") and as a deposit under generally accepted accounting principles ("GAAP"); or
(b) Accounted for that contract as reinsurance under GAAP and as a deposit under SAP? Yes [ ] No [X]

9.5 If yes to 9.4, explain in the Reinsurance Summary Supplemental Filing for General Interrogatory 9 (Section D) why the contract(s) is treated differently for GAAP and SAP.

9.6 The reporting entity is exempt from the Reinsurance Attestation Supplement under one or more of the following criteria:
(a) The entity does not utilize reinsurance; or, Yes [X] No [ ]
(b) The entity only engages in a 100% quota share contract with an affiliate and the affiliated or lead company has filed an attestation supplement; or Yes [ ] No [X]
(c) The entity has no external cessions and only participates in an intercompany pool and the affiliated or lead company has filed an attestation supplement. Yes [ ] No [X]

10. If the reporting entity has assumed risks from another entity, there should be charged on account of such reinsurances a reserve equal to that which the original entity would have been required to charge had it retained the risks. Has this been done? Yes [ ] No [ ] N/A [X]

GENERAL INTERROGATORIES

PART 2 – PROPERTY & CASUALTY INTERROGATORIES

11.1 Has the reporting entity guaranteed policies issued by any other entity and now in force: Yes [ ] No [X]

11.2 If yes, give full information

12.1 If the reporting entity recorded accrued retrospective premiums on insurance contracts on Line 13.3 of the asset schedule, Page 2, state the amount of corresponding liabilities recorded for:

12.11 Unpaid losses $ _____

12.12 Unpaid underwriting expenses (including loss adjustment expenses) $ 0

12.2 Of the amount on Line 13.3, Page 2, state the amount that is secured by letters of credit, collateral and other funds? $ _____

12.3 If the reporting entity underwrites commercial insurance risks, such as workers' compensation, are premium notes or promissory notes accepted from its insureds covering unpaid premiums and/or unpaid losses? Yes [ ] No [X] N/A [ ]

12.4 If yes, provide the range of interest rates charged under such notes during the period covered by this statement:

12.41 From _____

12.42 To _____

12.5 Are letters of credit or collateral and other funds received from insureds being utilized by the reporting entity to secure premium notes or promissory notes taken by a reporting or to secure any of the reporting entity's reported direct unpaid loss reserves, including unpaid losses under loss deductible features of commercial policies? Yes [ ] No [X]

12.6 If yes, state the amount thereof at December 31 of current year:

12.61 Letters of Credit $ _____

12.62 Collateral and other funds $ _____

13.1 Largest net aggregate amount insured in any one risk (excluding workers' compensation): $ 0

13.2 Does any reinsurance contract considered in the calculation of this amount include an aggregate limit of recovery without also including a reinstatement provision? Yes [ ] No [X]

13.3 State the number of reinsurance contracts (excluding individual facultative risk certificates, but including facultative programs, automatic facilities or facultative obligatory contracts) considered in the calculation of the amount. 0

14.1 Is the company a cedant in a multiple cedant reinsurance contract? Yes [ ] No [X]

14.2 If yes, please describe the method of allocating and recording reinsurance among the cedants:

14.3 If the answer to 14.1 is yes, are the methods described in item 14.2 entirely contained in the respective multiple cedant reinsurance contracts? Yes [ ] No [X]

14.4 If the answer to 14.3 is no, are all the methods described in 14.2 entirely contained in written agreements? Yes [ ] No [X]

14.5 If the answer to 14.4 is no, please explain:
The Company does not have policies in force so no catastrophe reinsurance is necessary

15.1 Has the reporting entity guaranteed any financed premium accounts? Yes [ ] No [X]

15.2 If yes, give full information

16.1 Does the reporting entity write any warranty business? Yes [ ] No [X]
If yes, disclose the following information for each of the following types of warranty coverage:

		1 Direct Losses Incurred	2 Direct Losses Unpaid	3 Direct Written Premium	4 Direct Premium Unearned	5 Direct Premium Earned
16.11	Home	$	$	$	$	$
16.12	Products	$	$	$	$	$
16.13	Automobile	$	$	$	$	$
16.14	Other*	$	$	$	$	$

* Disclose type of coverage: _____

GENERAL INTERROGATORIES

PART 2 – PROPERTY & CASUALTY INTERROGATORIES

17.1 Does the reporting entity include amounts recoverable on unauthorized reinsurance in Schedule F – Part 3 that it excludes from Schedule F – Part 5. Yes [ ] No [X]

Incurred but not reported losses on contracts in force prior to July 1, 1984, and not subsequently renewed are exempt from inclusion in Schedule F – Part 5. Provide the following information for this exemption:

17.11	Gross amount of unauthorized reinsurance in Schedule F – Part 3 excluded from Schedule F – Part 5	$
17.12	Unfunded portion of Interrogatory 17.11	$
17.13	Paid losses and loss adjustment expenses portion of Interrogatory 17.11	$
17.14	Case reserves portion of Interrogatory 17.11	$
17.15	Incurred but not reported portion of Interrogatory 17.11	$
17.16	Unearned premium portion of Interrogatory 17.11	$
17.17	Contingent commission portion of Interrogatory 17.11	$

Provide the following information for all other amounts included in Schedule F – Part 3 and excluded from Schedule F – Part 5, not included above.

17.18	Gross amount of unauthorized reinsurance in Schedule F – Part 3 excluded from Schedule F – Part 5	$
17.19	Unfunded portion of Interrogatory 17.18	$
17.20	Paid losses and loss adjustment expenses portion of Interrogatory 17.18	$
17.21	Case reserves portion of Interrogatory 17.18	$
17.22	Incurred but not reported portion of Interrogatory 17.18	$
17.23	Unearned premium portion of Interrogatory 17.18	$
17.24	Contingent commission portion of Interrogatory 17.18	$

FIVE – YEAR HISTORICAL DATA

Show amounts in whole dollars only, no cents; show percentages to one decimal place, i.e., 17.6.

	1 2008	2 2007	3 2006	4 2005	5 2004
Gross Premiums Written (Page 8, Part 1B, Cols. 1, 2 & 3)					
1. Liability lines (Lines 11.1, 11.2, 16, 17.1, 17.2, 18.1, 18.2, 19.1, 19.2 & 19.3, 19.4)					
2. Property lines (Lines 1, 2, 9, 12, 21 & 26)					
3. Property and liability combined lines (Lines 3, 4, 5, 8, 22 & 27)					
4. All other lines (Lines 6, 10, 13, 14, 15, 23, 24, 28, 29, 30 & 34)					
5. Nonproportional reinsurance lines (Lines 31, 32 & 33)					
6. Total (Line 35)					
Net Premiums Written (Page 8, Part 1B, Col. 6)					
7. Liability lines (Lines 11.1, 11.2, 16, 17.1, 17.2, 18.1, 18.2, 19.1, 19.2 & 19.3,19.4)					
8. Property lines (Lines 1, 2, 9, 12, 21 & 26)					
9. Property and liability combined lines (Lines 3, 4, 5, 8, 22 & 27)					
10. All other lines (Lines 6, 10, 13, 14, 15, 23, 24, 28, 29, 30 & 34)					
11. Nonproportional reinsurance lines (Lines 31, 32 & 33)					
12. Total (Line 35)					
Statement of Income (Page 4)					
13. Net underwriting gain (loss) (Line 8)	(10,051)	(778)	(716)	(2,298)	
14. Net investment gain (loss) (Line 11)	3,273,903	5,418,344	3,850,029	2,823,677	3,436,928
15. Total other income (Line 15)	135,471	(13,074)	(32,714)	(325,644)	3,688,803
16. Dividends to policyholders (Line 17)					
17. Federal and foreign income taxes incurred (Line 19)	1,357,178	1,710,437	1,162,751	828,628	2,550,562
18. Net income (Line 20)	2,042,145	3,694,055	2,653,848	1,667,107	4,575,169
Balance Sheet Lines (Pages 2 and 3)					
19. Total admitted assets excluding protected cell business (Page 2, Line 24, Col. 3)	75,115,021	70,252,851	150,586,912	71,089,432	76,210,563
20. Premiums and considerations (Page 2, Col. 3)					
20.1 In course of collection (Line 13.1)					
20.2 Deferred and not yet due (Line 13.2)					
20.3 Accrued retrospective premiums (Line 13.3)					
21. Total liabilities excluding protected cell business (Page 3, Line 24)	15,900,485	7,016,750	90,800,866	13,953,234	20,598,717
22. Losses (Page 3, Line 1)					
23. Loss adjustment expenses (Page 3, Line 3)					
24. Unearned premiums (Page 3, Line 9)					
25. Capital paid up (Page 3, Lines 28 & 29)	2,600,000	2,600,000	2,600,000	2,600,000	2,600,000
26. Surplus as regards policyholders (Page 3, Line 35)	59,214,536	63,236,101	59,786,046	57,136,198	55,611,846
Cash Flow (Page 5)					
27. Net cash from operations (Line 11)	2,049,654	3,688,557	2,377,481	8,395,427	(1,925,391)
Risk-Based Capital Analysis					
28. Total adjusted capital	59,214,536	63,236,101	59,786,046	57,136,198	55,611,846
29. Authorized control level risk-based capital	272,850	175,519	485,499	346,054	354,607
Percentage Distribution of Cash, Cash Equivalents and Invested Assets (Page 2, Col. 3) (Item divided by Page 2, Line 10, Col. 3) x 100.0					
30. Bonds (Line 1)	48.9	81.5	29.2	28.0	37.1
31. Stocks (Lines 2.1 & 2.2)					0.3
32. Mortgage loans on real estate (Lines 3.1 and 3.2)					
33. Real estate (Lines 4.1, 4.2 & 4.3)					
34. Cash, cash equivalents and short-term investments (Line 5)	51.1	18.5	69.2	72.0	62.6
35. Contract loans (Line 6)					
36. Other invested assets (Line 7)					
37. Receivables for securities (Line 8)		0.0	1.6		0.1
38. Aggregate write-ins for invested assets (Line 9)					
39. Cash, cash equivalents and invested assets (Line 10)	100.0	100.0	100.0	100.0	100.0
Investments in Parent, Subsidiaries and Affiliates					
40. Affiliated bonds, (Sch. D, Summary, Line 25, Col. 1)					
41. Affiliated preferred stocks (Sch. D, Summary, Line 39, Col. 1)					
42. Affiliated common stocks (Sch. D, Summary, Line 53, Col. 1)					
43. Affiliated short-term investments (Schedule DA Verification, Col. 5, Line 10)					
44. Affiliated mortgage loans on real estate					
45. All other affiliated					
46. Total of above Lines 40 to 45					
47. Percentage of investments in parent, subsidiaries and affiliates to surplus as regards policyholders (Line 46 above divided by Page 3, Col. 1, Line 35 x 100.0)					

FIVE – YEAR HISTORICAL DATA

(Continued)

	1 2008	2 2007	3 2006	4 2005	5 2004
Capital and Surplus Accounts (Page 4)					
48. Net unrealized capital gains (losses) (Line 24)				(163,755)	163,755
49. Dividends to stockholders (Line 35)	(6,323,610)				
50. Change in surplus as regards policyholders for the year (Line 38)	(4,021,565)	3,450,055	2,649,848	1,524,352	4,754,250
Gross Losses Paid (Page 9, Part 2, Cols. 1 & 2)					
51. Liability lines (Lines 11.1, 11.2, 16, 17.1, 17.2, 18.1, 18.2, 19.1, 19.2 & 19.3, 19.4)					
52. Property lines (Lines 1, 2, 9, 12, 21 & 26)					
53. Property and liability combined lines (Lines 3, 4, 5, 8, 22 & 27)					
54. All other lines (Lines 6, 10, 13, 14, 15, 23, 24, 28, 29, 30 & 34)					
55. Nonproportional reinsurance lines (Lines 31, 32 & 33)					
56. Total (Line 35)					
Net Losses Paid (Page 9, Part 2, Col. 4)					
57. Liability lines (Lines 11.1, 11.2, 16, 17.1, 17.2, 18.1, 18.2, 19.1, 19.2 & 19.3, 19.4)					
58. Property lines (Lines 1, 2, 9, 12, 21 & 26)					
59. Property and liability combined lines (Lines 3, 4, 5, 8, 22 & 27)					
60. All other lines (Lines 6, 10, 13, 14, 15, 23, 24, 28, 29, 30 & 34)					
61. Nonproportional reinsurance lines (Lines 31, 32 & 33)					
62. Total (Line 35)					
Operating Percentages (Page 4) (Item divided by Page 4, Line 1) x 100.0					
63. Premiums earned (Line 1)	100.0	100.0	100.0	100.0	100.0
64. Losses incurred (Line 2)					
65. Loss expenses incurred (Line 3)					
66. Other underwriting expenses incurred (Line 4)					
67. Net underwriting gain (loss) (Line 8)					
Other Percentages					
68. Other underwriting expenses to net premiums written (Page 4, Lines 4 + 5 - 15 divided by Page 8, Part 1B, Col. 6, Line 35 x 100.0					
69. Losses and loss expenses incurred to premiums earned (Page 4, Lines 2 + 3 divided by Page 4, Line 1 x 100.0)					
70. Net premiums written to policyholders' surplus (Page 8, Part 1B, Col. 6, Line 35 divided by Page 3, Line 35, Col. 1 x 100.0)					
One Year Loss Development (000 omitted)					
71. Development in estimated losses and loss expenses incurred prior to current year (Schedule P, Part 2-Summary, Line 12, Col. 11)					
72. Percent of development of losses and loss expenses incurred to policyholders' surplus of prior year end (Line 71 above divided by Page 4, Line 21, Col. 1 x 100.0)					
Two Year Loss Development (000 omitted)					
73. Development in estimated losses and loss expenses incurred 2 years before the current year and prior year (Schedule P, Part 2-Summary, Line 12, Col. 12)					
74. Percent of development of losses and loss expenses incurred to reported policyholders' surplus of second prior year end (Line 73 above divided by Page 4, Line 21, Col. 2 x 100.0)					

NONE Schedule P - Part 1 - Summary

NONE Schedule P - Part 2, 3, 4 - Summary

NONE Schedule T - Part 1

SCHEDULE Y - INFORMATION CONCERNING ACTIVITIES OF INSURER MEMBERS OF A HOLDING COMPANY GROUP

PART 1 - ORGANIZATIONAL CHART

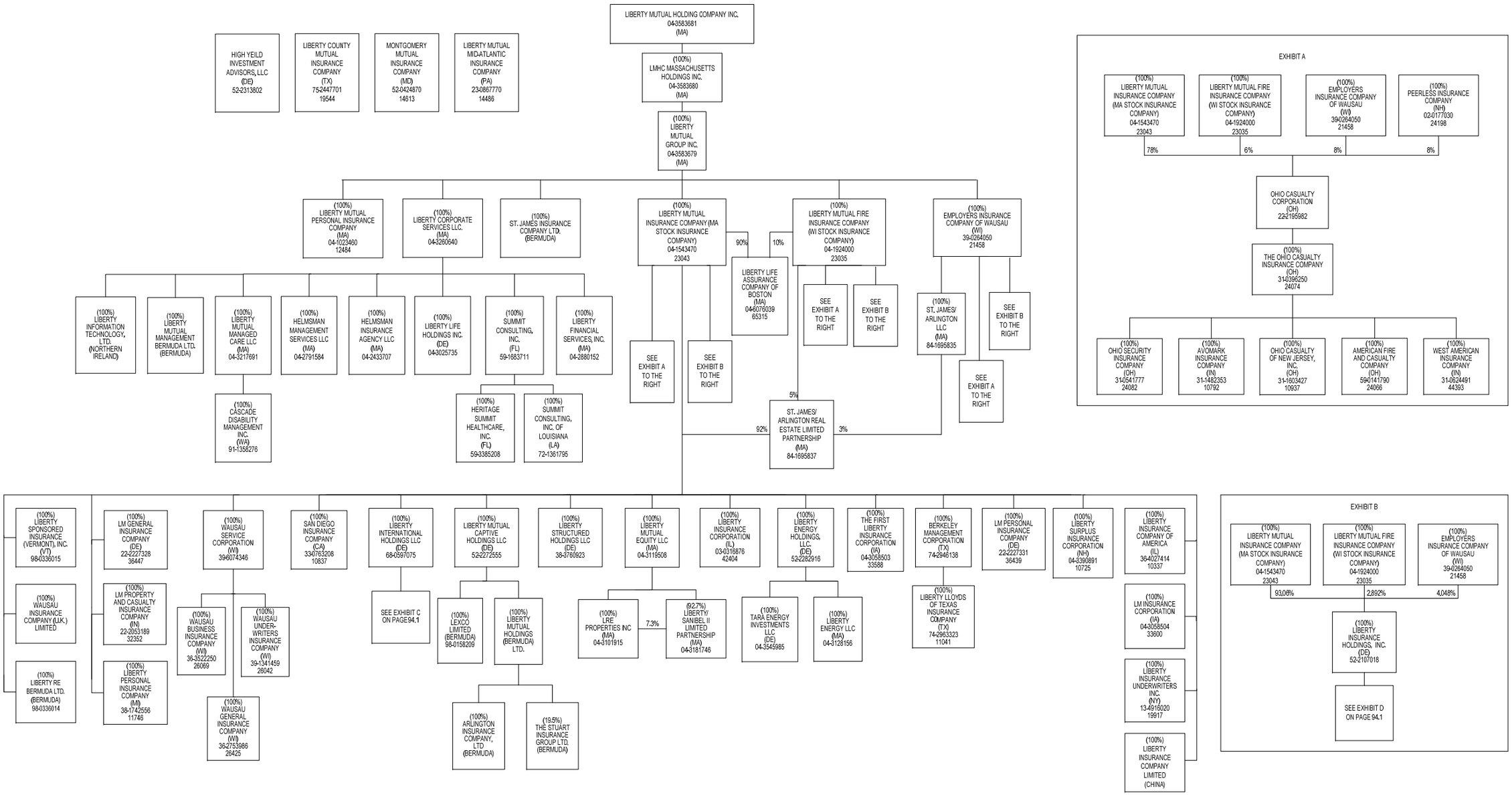

SCHEDULE Y - INFORMATION CONCERNING ACTIVITIES OF INSURER MEMBERS OF A HOLDING COMPANY GROUP

PART 1 - ORGANIZATIONAL CHART

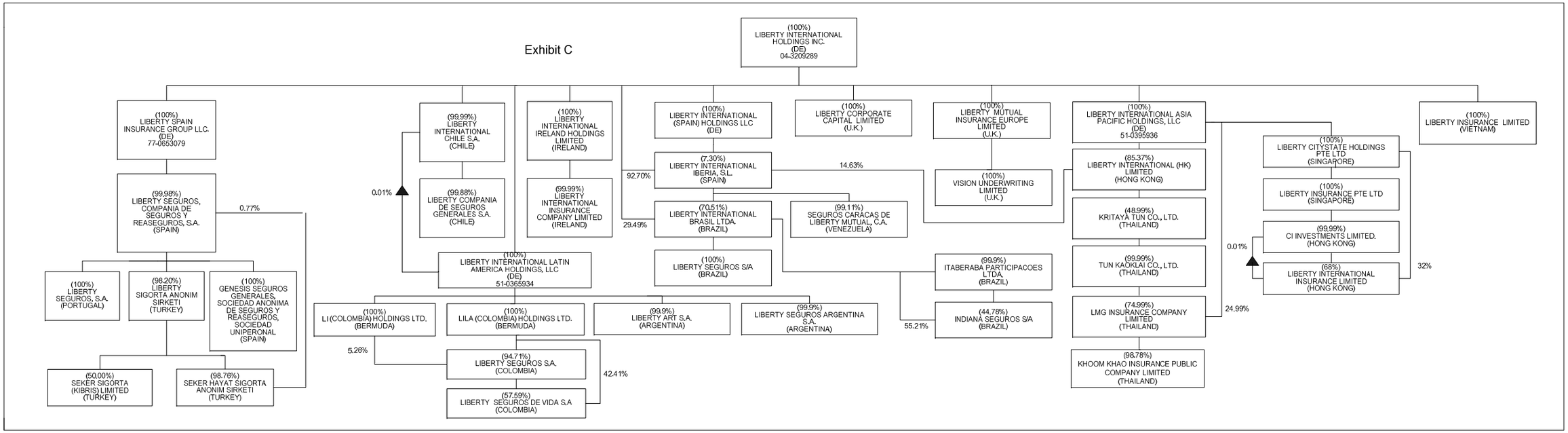

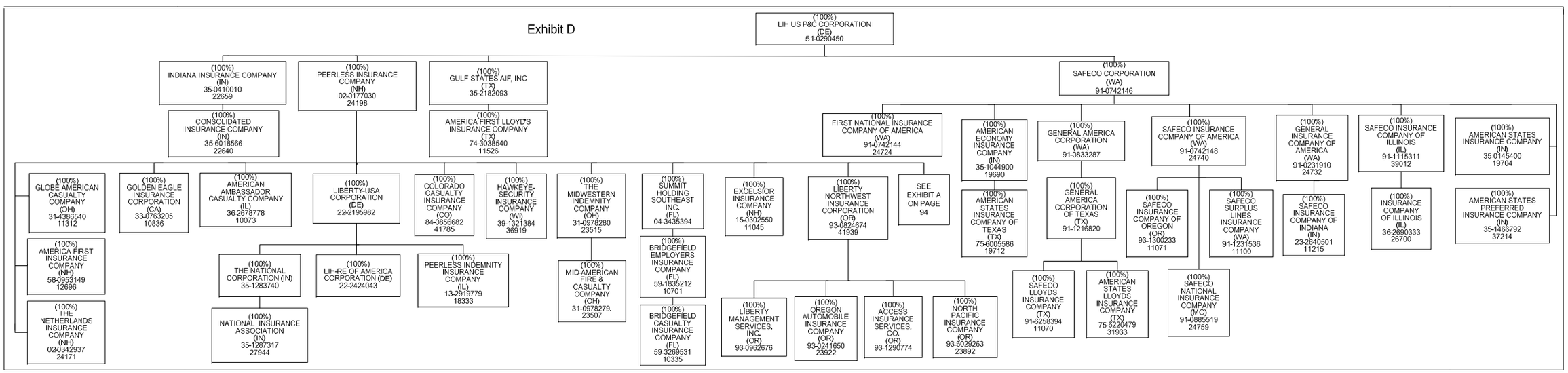

OVERFLOW PAGE FOR WRITE-INS

ALPHABETICAL INDEX TO PROPERTY ANNUAL STATEMENT

Assets 2
Cash Flow 5
Exhibit of Capital Gains (Losses) 12
Exhibit of Net Investment Income 12
Exhibit of Nonadmitted Assets 13
Exhibit of Premiums and Losses (State Page) 19
Five-Year Historical Data 17
General Interrogatories 15
Jurat Page 1
Liabilities, Surplus and Other Funds 3
Notes To Financial Statements 14
Overflow Page For Write-ins 97
Schedule A – Part 1 E01
Schedule A – Part 2 E02
Schedule A – Part 3 E03
Schedule A – Verification Between Years SI02
Schedule B – Part 1 E04
Schedule B – Part 2 E05
Schedule B – Part 3 E06
Schedule B – Verification Between Years SI02
Schedule BA – Part 1 E07
Schedule BA – Part 2 E08
Schedule BA – Part 3 E09
Schedule BA – Verification Between Years SI03
Schedule D – Part 1 E10
Schedule D – Part 1A – Section 1 SI05
Schedule D – Part 1A – Section 2 SI08
Schedule D – Part 2 – Section 1 E11
Schedule D – Part 2 – Section 2 E12
Schedule D – Part 3 E13
Schedule D – Part 4 E14
Schedule D – Part 5 E15
Schedule D – Part 6 – Section 1 E16
Schedule D – Part 6 – Section 2 E16
Schedule D – Summary By Country SI04
Schedule D – Verification Between Years SI03
Schedule DA – Part 1 E17
Schedule DA – Verification Between Years SI11
Schedule DB – Part A – Section 1 E18
Schedule DB – Part A – Section 2 E18
Schedule DB – Part A – Section 3 E19
Schedule DB – Part A – Verification Between Years SI12
Schedule DB – Part B – Section 1 E19
Schedule DB – Part B – Section 2 E20
Schedule DB – Part B – Section 3 E20
Schedule DB – Part B – Verification Between Years SI12
Schedule DB – Part C – Section 1 E21
Schedule DB – Part C – Section 2 E21
Schedule DB – Part C – Section 3 E22
Schedule DB – Part C – Verification Between Years SI13
Schedule DB – Part D – Section 1 E22
Schedule DB – Part D – Section 2 E23
Schedule DB – Part D – Section 3 E23
Schedule P – Part 2F – Section 2 – Medical Malpractice – Claims – Made 56
Schedule P – Part 2G – Special Liability (Ocean Marine, Aircraft (All Perils), Boiler and Machinery) 56
Schedule P – Part 2H – Section 1 – Other Liability – Occurrence 56
Schedule P – Part 2H – Section 2 – Other Liability – Claims – Made 56
Schedule P – Part 2I – Special Property (Fire, Allied Lines, Inland Marine, Earthquake, Burglary, and Theft) 57
Schedule P – Part 2J – Auto Physical Damage 57
Schedule P – Part 2K – Fidelity, Surety 57
Schedule P – Part 2L – Other (Including Credit, Accident and Health) 57
Schedule P – Part 2M – International 57
Schedule P – Part 2N – Reinsurance 58
Schedule P – Part 2O – Reinsurance 58
Schedule P – Part 2P – Reinsurance 58
Schedule P – Part 2R – Section 1 – Products Liability – Occurrence 59
Schedule P – Part 2R – Section 2 – Products Liability – Claims-Made 59
Schedule P – Part 2S – Financial Guaranty/Mortgage Guaranty 59
Schedule P – Part 2T – Warranty 59
Schedule P – Part 3A – Homeowners/Farmowners 60
Schedule P – Part 3B – Private Passenger Auto Liability/Medical 60
Schedule P – Part 3C – Commercial Auto/Truck Liability/Medical 60
Schedule P – Part 3D – Workers' Compensation 60
Schedule P – Part 3E – Commercial Multiple Peril 60
Schedule P – Part 3F – Section 1 –Medical Malpractice – Occurrence 61
Schedule P – Part 3F – Section 2 – Medical Malpractice – Claims-Made 61
Schedule P – Part 3G – Special Liability (Ocean Marine, Aircraft (All Perils), Boiler and Machinery) 61
Schedule P – Part 3H – Section 1 – Other Liability – Occurrence 61
Schedule P – Part 3H – Section 2 – Other Liability – Claims-Made 61
Schedule P – Part 3I – Special Property (Fire, Allied Lines, Inland Marine, Earthquake, Burglary, and Theft) 62
Schedule P – Part 3J – Auto Physical Damage 62
Schedule P – Part 3K – Fidelity/Surety 62
Schedule P – Part 3L – Other (Including Credit, Accident and Health) 62
Schedule P – Part 3M – International 62
Schedule P – Part 3N – Reinsurance 63
Schedule P – Part 3O – Reinsurance 63
Schedule P – Part 3P – Reinsurance 63
Schedule P – Part 3R – Section 1 – Products Liability – Occurrence 64
Schedule P – Part 3R – Section 2 – Products Liability – Claims-Made 64
Schedule P – Part 3S – Financial Guaranty/Mortgage Guaranty 64
Schedule P – Part 3T – Warranty 64
Schedule P – Part 4A – Homeowners/Farmowners 65
Schedule P – Part 4B – Private Passenger Auto Liability/Medical 65
Schedule P – Part 4C – Commercial Auto/Truck Liability/Medical 65
Schedule P – Part 4D – Workers' Compensation 65
Schedule P – Part 4E – Commercial Multiple Peril 65
Schedule P – Part 4F – Section 1 – Medical Malpractice – Occurrence 66
Schedule P – Part 4F – Section 2 – Medical Malpractice – Claims-Made 66
Schedule P – Part 4G – Special Liability (Ocean Marine, Aircraft (All Perils), Boiler and Machinery) 66
Schedule P – Part 4H – Section 1 – Other Liability – Occurrence 66
Schedule P – Part 4H – Section 2 – Other Liability – Claims-Made 66

ALPHABETICAL INDEX TO PROPERTY ANNUAL STATEMENT

Schedule DB – Part D – Verification Between Years SI13
Schedule DB – Part E – Section 1 E24
Schedule DB – Part E – Verification SI13
Schedule DB – Part F – Section 1 SI14
Schedule DB – Part F – Section 2 SI15
Schedule E – Part 1 – Cash E25
Schedule E – Part 2 – Cash Equivalents E26
Schedule E – Part 3 – Special Deposits E27
Schedule E – Verification Between Years SI16
Schedule F – Part 1 20
Schedule F – Part 2 21
Schedule F – Part 3 22
Schedule F – Part 4 23
Schedule F – Part 5 24
Schedule F – Part 6 25
Schedule F – Part 7 26
Schedule F – Part 8 27
Schedule H – Accident and Health Exhibit – Part 1 28
Schedule H – Part 2, Part 3 and Part 4 29
Schedule H – Part 5 – Health Claims 30
Schedule P – Part 1 – Analysis of Losses and Loss Expenses 31
Schedule P – Part 1A – Homeowners/Farmowners 33
Schedule P – Part 1B – Private Passenger Auto Liability/Medical 34
Schedule P – Part 1C – Commercial Auto/Truck Liability/Medical 35
Schedule P – Part 1D – Workers' Compensation 36
Schedule P – Part 1E – Commercial Multiple Peril 37
Schedule P – Part 1F – Section 1 – Medical Malpractice – Occurrence 38
Schedule P – Part 1F – Section 2 – Medical Malpractice – Claims-Made 39
Schedule P – Part 1G - Special Liability (Ocean, Marine, Aircraft (All Perils), Boiler and Machinery) 40
Schedule P – Part 1H – Section 1 – Other Liability – Occurrence 41
Schedule P – Part 1H – Section 2 – Other Liability – Claims-Made 42
Schedule P – Part 1I – Special Property (Fire, Allied Lines, Inland Marine, Earthquake, Burglary & Theft) 43
Schedule P – Part 1J – Auto Physical Damage 44
Schedule P – Part 1K – Fidelity/Surety 45
Schedule P – Part 1L – Other (Including Credit, Accident and Health) 46
Schedule P – Part 1M – International 47
Schedule P – Part 1N – Reinsurance 48
Schedule P – Part 1O – Reinsurance 49
Schedule P – Part 1P – Reinsurance 50
Schedule P – Part 1R – Section 1 – Products Liability – Occurrence 51
Schedule P – Part 1R – Section 2 – Products Liability – Claims – Made 52
Schedule P – Part 1S – Financial Guaranty/Mortgage Guaranty 53
Schedule P – Part 1T – Warranty 54
Schedule P – Part 2, Part 3 and Part 4 - Summary 32
Schedule P – Part 2A – Homeowners/Farmowners 55
Schedule P – Part 2B – Private Passenger Auto Liability/Medical 55
Schedule P – Part 2C – Commercial Auto/Truck Liability/Medical 55
Schedule P – Part 2D – Workers' Compensation 55
Schedule P – Part 2E – Commercial Multiple Peril 55
Schedule P – Part 2F – Section 1 – Medical Malpractice – Occurrence 56
Schedule P – Part 4I – Special Property (Fire, Allied Lines, Inland Marine, Earthquake, Burglary and Theft) 67
Schedule P – Part 4J – Auto Physical Damage 67
Schedule P – Part 4K – Fidelity/Surety 67
Schedule P – Part 4L – Other (Including Credit, Accident and Health) 67
Schedule P – Part 4M – International 67
Schedule P – Part 4N – Reinsurance 68
Schedule P – Part 4O – Reinsurance 68
Schedule P – Part 4P – Reinsurance 68
Schedule P – Part 4R – Section 1 – Products Liability – Occurrence 69
Schedule P – Part 4R – Section 2 – Products Liability – Claims-Made 69
Schedule P – Part 4S – Financial Guaranty/Mortgage Guaranty 69
Schedule P – Part 4T – Warranty 69
Schedule P – Part 5A – Homeowners/Farmowners 70
Schedule P – Part 5B – Private Passenger Auto Liability/Medical 71
Schedule P – Part 5C – Commercial Auto/Truck Liability/Medical 72
Schedule P – Part 5D – Workers' Compensation 73
Schedule P – Part 5E – Commercial Multiple Peril 74
Schedule P – Part 5F – Medical Malpractice – Claims-Made 76
Schedule P – Part 5F – Medical Malpractice – Occurrence 75
Schedule P – Part 5H – Other Liability – Claims-Made 78
Schedule P – Part 5H – Other Liability – Occurrence 77
Schedule P – Part 5R – Products Liability – Claims-Made 80
Schedule P – Part 5R – Products Liability – Occurrence 79
Schedule P – Part 5T – Warranty 81
Schedule P – Part 6C – Commercial Auto/Truck Liability/Medical 82
Schedule P – Part 6D – Workers' Compensation 82
Schedule P – Part 6E – Commercial Multiple Peril 83
Schedule P – Part 6H – Other Liability – Claims-Made 84
Schedule P – Part 6H – Other Liability – Occurrence 83
Schedule P – Part 6M – International 84
Schedule P – Part 6N – Reinsurance 85
Schedule P – Part 6O – Reinsurance 85
Schedule P – Part 6R – Products Liability – Claims-Made 86
Schedule P – Part 6R – Products Liability – Occurrence 86
Schedule P – Part 7A – Primary Loss Sensitive Contracts 87
Schedule P – Part 7B – Reinsurance Loss Sensitive Contracts 89
Schedule P Interrogatories 91
Schedule T – Exhibit of Premiums Written 92
Schedule T – Part 2 – Interstate Compact 93
Schedule Y – Information Concerning Activities of Insurer Members of a Holding Company Group 94
Schedule Y – Part 2 – Summary of Insurer's Transactions With Any Affiliates 95
Statement of Income 4
Summary Investment Schedule SI01
Supplemental Exhibits and Schedules Interrogatories 96
Underwriting and Investment Exhibit Part 1 6
Underwriting and Investment Exhibit Part 1A 7
Underwriting and Investment Exhibit Part 1B 8
Underwriting and Investment Exhibit Part 2 9
Underwriting and Investment Exhibit Part 2A 10
Underwriting and Investment Exhibit Part 3 11